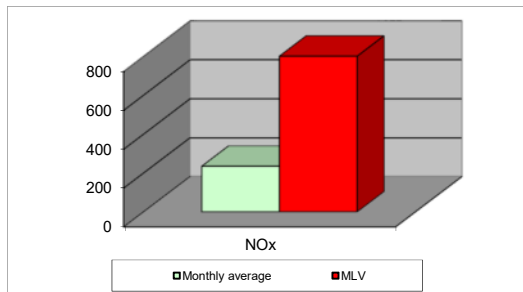
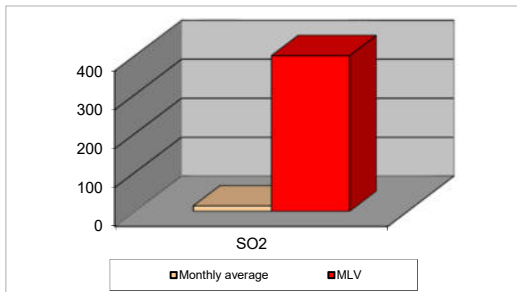
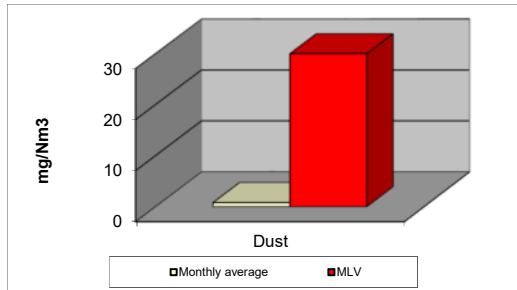


MONTHLY REPORT FROM EMISSION MONITORING IN TITAN CEMENTARNICA USJE - KILN No.3



Jan-20	Dust (mg/Nm ³) МДК 30mg/m ³	МДК 30mg/m ³	SO ₂ (mg/Nm ³) МДК 400mg/m ³	МДК 400mg/m ³	NOx (mg/Nm ³) МДК 800mg/m ³	МДК 800mg/m ³	Comments
1/1/2020		30		400		800	
1/2/2020		30		400		800	
1/3/2020		30		400		800	
1/4/2020		30		400		800	
1/5/2020		30		400		800	
1/6/2020		30		400		800	
1/7/2020		30		400		800	
1/8/2020		30		400		800	
1/9/2020		30		400		800	
1/10/2020		30		400		800	
1/11/2020		30		400		800	
1/12/2020		30		400		800	
1/13/2020		30		400		800	
1/14/2020		30		400		800	
1/15/2020		30		400		800	
1/16/2020		30		400		800	
1/17/2020		30		400		800	
1/18/2020		30		400		800	
1/19/2020		30		400		800	
1/20/2020		30		400		800	
1/21/2020		30		400		800	
1/22/2020	0.66	30	1.67	400	224.6	800	
1/23/2020	0.77	30	1.67	400	238.87	800	
1/24/2020	0.9	30	19.26	400	241.37	800	
1/25/2020	0.98	30	7.61	400	240.13	800	
1/26/2020	0.82	30	4.23	400	234.15	800	
1/27/2020	0.87	30	15.21	400	236.61	800	
1/28/2020	0.73	30	28.01	400	234.44	800	
1/29/2020	0.68	30	10.21	400	218.86	800	
1/30/2020	0.77	30	7.76	400	227.45	800	
1/31/2020	0.72	30	31.7	400	243.4	800	
	0.8	30	14.1	400	234.48	800	

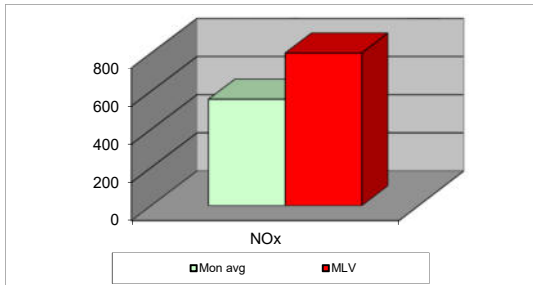
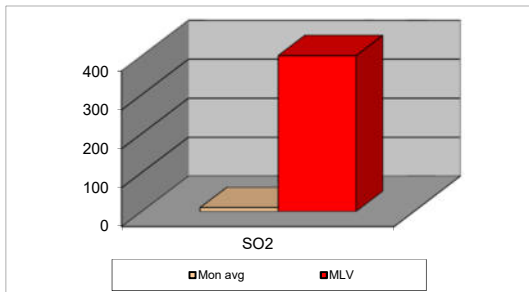
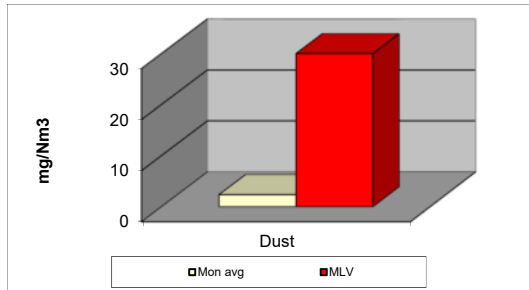
MLV: Maximum Limit Value

Explanations: The monthly average values are calculated on the half hour emissin values. Measured values of the concentrations are calculated at 10 vol. of O₂

Results of the measurments are represented in Nm3 (Nm3 - T=273K, P=101,3kP, dry gas)

Note: Due to annual maintenance, Kiln 3 is not in operation from 01.01.2020 - 21.01.2020

MONTHLY REPORT FROM EMISSION MONITORING IN TITAN CEMENTARNICA USJE - KILN No.4



Jan-20	Dust (mg/Nm ³) МДК 30mg/m ³	МДК 30mg/m ³	SO ₂ (mg/Nm ³) МДК 400mg/m ³	МДК 400mg/m ³	NOx (mg/Nm ³) МДК 800mg/m ³	МДК 800mg/m ³	Comments
1/1/2020		30		400		800	
1/2/2020	2.54	30	7.51	400	566.82	800	
1/3/2020	3.63	30	7.3	400	549.21	800	
1/4/2020	3.74	30	6.75	400	536.65	800	
1/5/2020	2.32	30	7.64	400	592.57	800	
1/6/2020	1.8	30	25.86	400	550.24	800	
1/7/2020		30		400		800	
1/8/2020		30		400		800	
1/9/2020		30		400		800	
1/10/2020		30		400		800	
1/11/2020	1.74	30	10.69	400	561.39	800	
1/12/2020	2.42	30	9.63	400	376.78	800	
1/13/2020	2.09	30	17.66	400	602.73	800	
1/14/2020	1.83	30	14.87	400	546.71	800	
1/15/2020	2.07	30	11.18	400	634.15	800	
1/16/2020	2.36	30	8.89	400	680.64	800	
1/17/2020	2.66	30	23.03	400	672.92	800	
1/18/2020	1.85	30	9.72	400	564.61	800	
1/19/2020	1.94	30	7.3	400	642.19	800	
1/20/2020	1.76	30	7.63	400	501.17	800	
1/21/2020	2.25	30	6.71	400	603.18	800	
1/22/2020		30		400		800	
1/23/2020		30		400		800	
1/24/2020	2.23	30	4.23	400	552.31	800	
1/25/2020	2.47	30	5.79	400	429.46	800	
1/26/2020	2.19	30	5.56	400	651.64	800	
1/27/2020	2.08	30	3.07	400	629.64	800	
1/28/2020	1.88	30	7.42	400	710.92	800	
1/29/2020		30		400		800	
1/30/2020	1.62	30	3.76	400	583.92	800	
1/31/2020	1.77	30	6.19	400	597.69	800	
Average	2.36	30	9.74	400	557.90	800	

MLV: Maximum Limit Value

Explanations: The monthly average values are calculated on the half hour emissin values. Measured values of the concentrations are calculated at 10 vol. of O2
Results of the measurments are represented in Nm3 (Nm3 - T=273K, P=101,3kP, dry gas)

Note: Due to service activities, Kiln 4 is not in operation in the periods: 01.01.2020; 07-10.01.2020; 22-23.01.2020; 29.01.2020