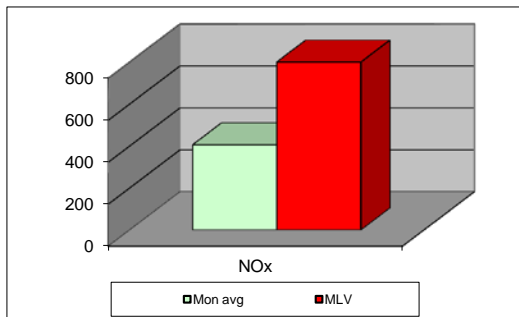
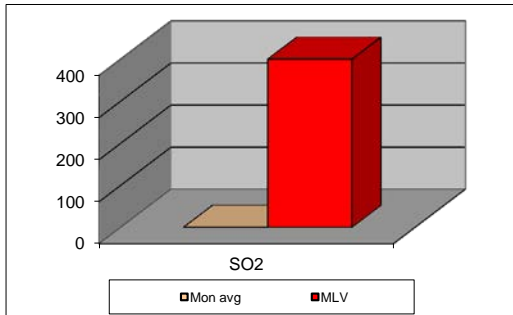
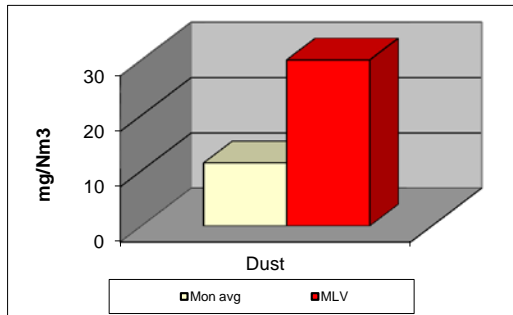


## MONTHLY REPORT FROM EMISSION MONITORING IN TITAN CEMENTARNICA USJE - KILN No.3



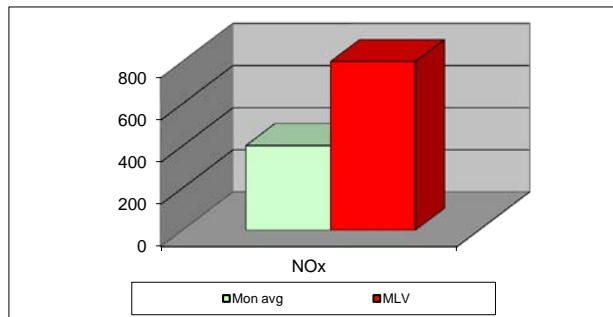
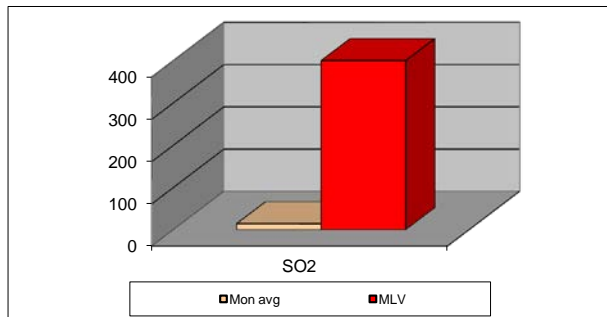
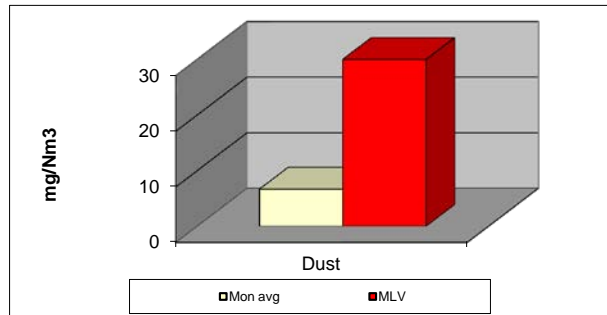
August 2018	Dust (mg/Nm <sup>3</sup> ) МДК 30mg/m <sup>3</sup>	МДК 30mg/m <sup>3</sup>	SO <sub>2</sub> (mg/Nm <sup>3</sup> ) МДК 400mg/m <sup>3</sup>	МДК 400mg/m <sup>3</sup>	NOx (mg/Nm <sup>3</sup> ) МДК 800mg/m <sup>3</sup>	МДК 800mg/m <sup>3</sup>	Comments
01.08.2018	10,48	30	0,11	400	298,69	800	
02.08.2018		30		400		800	
03.08.2018		30		400		800	
04.08.2018		30		400		800	
05.08.2018		30		400		800	
06.08.2018		30		400		800	
07.08.2018		30		400		800	
08.08.2018		30		400		800	
09.08.2018		30		400		800	
10.08.2018		30		400		800	
11.08.2018	10,35	30	0,1	400	306,45	800	
12.08.2018	10,18	30	0,12	400	284,23	800	
13.08.2018	10,7	30	0,44	400	372,39	800	
14.08.2018	11,03	30	0,21	400	416,38	800	
15.08.2018	10,97	30	0,14	400	442,04	800	
16.08.2018	11,32	30	0,18	400	446,83	800	
17.08.2018	11,43	30	0,25	400	449,05	800	
18.08.2018	11,56	30	0,15	400	552,36	800	
19.08.2018	11,5	30	0,11	400	384,68	800	
20.08.2018	12,38	30	0,3	400	618,5	800	
21.08.2018	11,91	30	0,43	400	587,84	800	
22.08.2018	12,32	30	0,1	400	566,09	800	
23.08.2018	11,84	30	0,1	400	329,69	800	
24.08.2018	12,51	30	0,53	400	433,59	800	
25.08.2018	11,97	30	1,45	400	468,27	800	
26.08.2018	11,52	30	0,38	400	427,74	800	
27.08.2018	11,17	30	0,29	400	294,11	800	
28.08.2018	11,47	30	0,1	400	434,21	800	
29.08.2018	11,16	30	0,14	400	316,77	800	
30.08.2018	11,25	30	0,1	400	290,78	800	
31.08.2018	11,47	30	0,26	400	205,27	800	
<b>Average</b>	<b>11,4</b>	<b>30</b>	<b>0,3</b>	<b>400</b>	<b>405,7</b>	<b>800</b>	

**MLV: Maximum Limit Value**

Explanations: The monthly average values are calculated on the half hour emissin values. Measured values of the concentrations are calculated at 10 vol. of O2  
Results of the measurments are represented in Nm3 (Nm3 - T=273K, P=101,3kP, dry gas)

**Note: Kiln no.3 was not In operation in the period from 01.08.2018 - 11.08.2018.**

## MONTHLY REPORT FROM EMISSION MONITORING IN TITAN CEMENTARNICA USJE - KILN No.4



August 2018	Dust (mg/Nm <sup>3</sup> ) МДК 30mg/m <sup>3</sup>	МДК 30mg/m <sup>3</sup>	SO <sub>2</sub> (mg/Nm <sup>3</sup> ) МДК 400mg/m <sup>3</sup>	МДК 400mg/m <sup>3</sup>	NO <sub>x</sub> (mg/Nm <sup>3</sup> ) МДК 800mg/m <sup>3</sup>	МДК 800mg/m <sup>3</sup>	Comments
01.08.2018	5,61	30	4,59	400	342,18	800	
02.08.2018	6,19	30	2,04	400	464,95	800	
03.08.2018		30		400		800	
04.08.2018		30		400		800	
05.08.2018	6,44	30	28,24	400	325,74	800	
06.08.2018	7,44	30	26,62	400	477,3	800	
07.08.2018	7,03	30	3,15	400	404,81	800	
08.08.2018	8,22	30	35,8	400	514,82	800	
09.08.2018	7,14	30	2,4	400	443,16	800	
10.08.2018	6,43	30	2,65	400	378,9	800	
11.08.2018	5,53	30	2,26	400	367,66	800	
12.08.2018	6,82	30	34,18	400	296,6	800	
13.08.2018		30		400		800	
14.08.2018		30		400		800	
15.08.2018		30		400		800	
16.08.2018		30		400		800	
17.08.2018		30		400		800	
18.08.2018		30		400		800	
19.08.2018		30		400		800	
20.08.2018		30		400		800	
21.08.2018		30		400		800	
22.08.2018		30		400		800	
23.08.2018		30		400		800	
24.08.2018		30		400		800	
25.08.2018		30		400		800	
26.08.2018		30		400		800	
27.08.2018		30		400		800	
28.08.2018		30		400		800	
29.08.2018		30		400		800	
30.08.2018		30		400		800	
31.08.2018		30		400		800	
<b>Average</b>	<b>6,7</b>	<b>30</b>	<b>14,2</b>	<b>400</b>	<b>401,6</b>	<b>800</b>	

**MLV: Maximum Limit Value**

Explanations: The monthly average values are calculated on the half hour emissin values. Measured values of the concentrations are calculated at 10 vol. of O2  
Results of the measurments are represented in Nm3 (Nm3 - T=273K, P=101,3kP, dry gas)

**Note: Kiln no.4 for clinker production was out of operation from 02.08.2018 until 05.08.2018. Due to repair activities kiln no.4 was stopped from 12.08.2018.**