MONTHLY REPORT FROM EMISSION MONITORING IN TITAN CEMENTARNICA USJE - KILN No.3

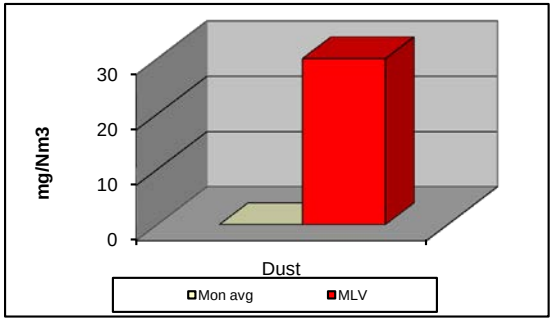

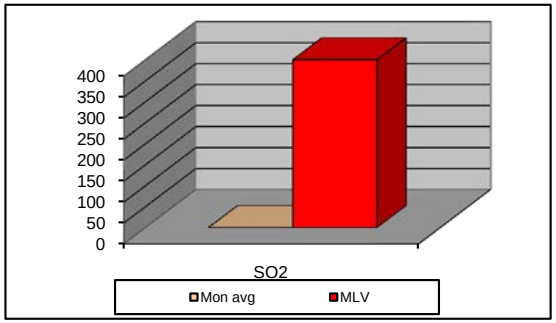

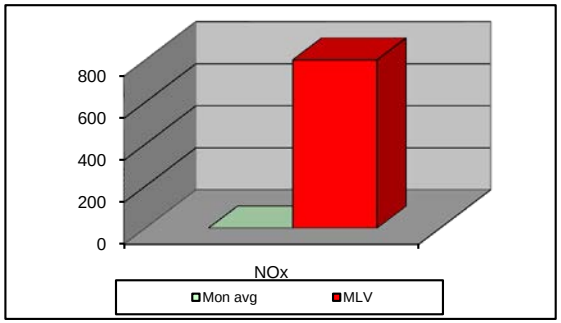

February 2015	Dust (mg/Nm^3) МДК 30mg/m^3	МДК 30mg/m^3	SO_2 (mg/Nm^3) МДК 400mg/m^3	МДК 400mg/m^3	NOx (mg/Nm^3) МДК 800mg/m^3	МДК 800mg/m^3	Comments
		30		400		800	
		30		400		800	
		30		400		800	
		30		400		800	
		30		400		800	
		30		400		800	
		30		400		800	
		30		400		800	
		30		400		800	
		30		400		800	
		30		400		800	
		30		400		800	
		30		400		800	
		30		400		800	
		30		400		800	
		30		400		800	
		30		400		800	
		30		400		800	
		30		400		800	
		30		400		800	
		30		400		800	
		30		400		800	
		30		400		800	
		30		400		800	
		30		400		800	
		30		400		800	
		30		400		800	
Average		**30**		**400**		**800**	

MLV: Maximum Limit Value

Explanations: The monthly average values are calculated on the half hour emissin values. Measured values of the concentrations are calculated at 10 vol. of O2
Results of the measurments are represented in Nm3 (Nm3 - T=273K, P=101,3kP, dry gas)c
Note: Kiln no.3 was not In operation during February 2015

MONTHLY REPORT FROM EMISSION MONITORING IN TITAN CEMENTARNICA USJE - KILN No.4

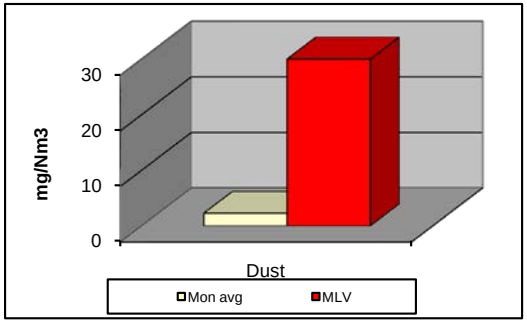

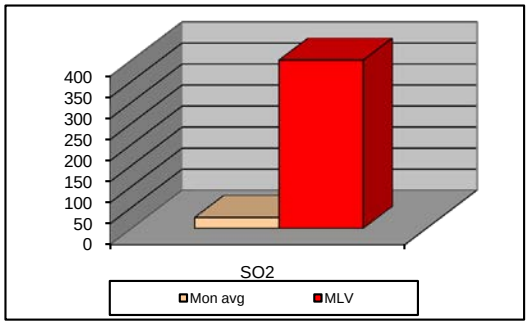

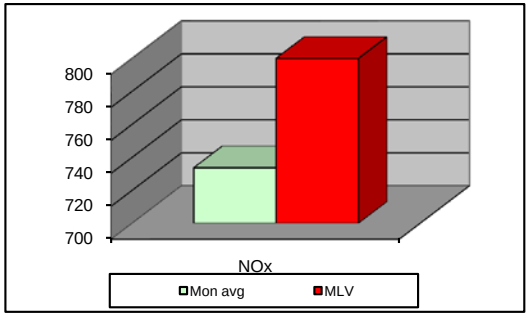

February 2015	Dust (mg/Nm^3) МДК 30mg/m^3	МДК 30mg/m^3	SO_2 (mg/Nm^3) МДК 400mg/m^3	МДК 400mg/m^3	NOx (mg/Nm^3) МДК 800mg/m^3	МДК 800mg/m^3	Comment
01.02.2015		30		400		800	
02.02.2015		30		400		800	
03.02.2015		30		400		800	
04.02.2015		30		400		800	
05.02.2015		30		400		800	
06.02.2015		30		400		800	
07.02.2015		30		400		800	
08.02.2015		30		400		800	
09.02.2015		30		400		800	
10.02.2015		30		400		800	
11.02.2015		30		400		800	
12.02.2015		30		400		800	
13.02.2015		30		400		800	
14.02.2015	2,32	30	26,78	400	704,97	800	
15.02.2015	2,81	30	19,9	400	726,88	800	
16.02.2015	2,68	30	29,27	400	753,96	800	
17.02.2015	2,45	30	21,16	400	741,11	800	
18.02.2015	2,51	30	19,78	400	754,02	800	
19.02.2015	2,63	30	21,46	400	762	800	
20.02.2015	2,52	30	22,57	400	756,92	800	
21.02.2015	1,92	30	19,4	400	760,13	800	
22.02.2015	1,87	30	19,57	400	713,57	800	
23.02.2015	1,94	30	19,62	400	706,93	800	
24.02.2015	2,1	30	24,1	400	728,09	800	
25.02.2015	2,23	30	24,25	400	755,25	800	
26.02.2015	2,05	30	25,05	400	729,43	800	
27.02.2015	2,02	30	31,26	400	723,07	800	
28.02.2015	1,94	30	65,76	400	688,79	800	
Average	**2**	**30**	**26**	**400**	**734**	**800**	

MLV: Maximum Limit Value

Explanations: The monthly average values are calculated on the half hour emissin values. Measured values of the concentrations are calculated at 10 vol. of O_2
Results of the measurments are represented in Nm3 (Nm3 - T=273K, P=102,3kP, dry gasses)c
Note: Kiln no.4 was not In operation from 01.02.2015 - 13.02.2015