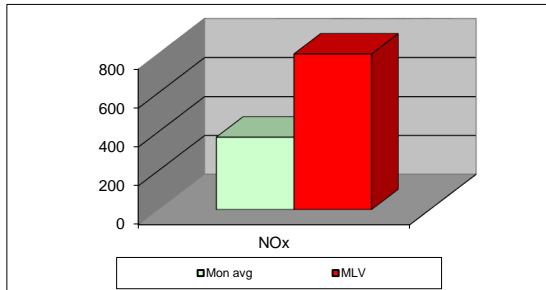
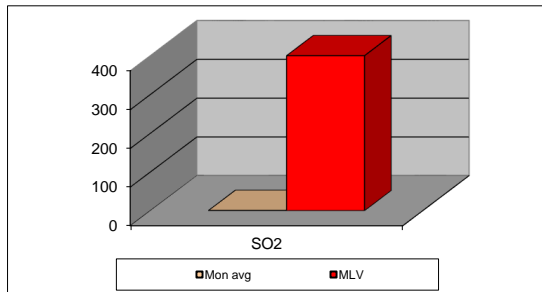
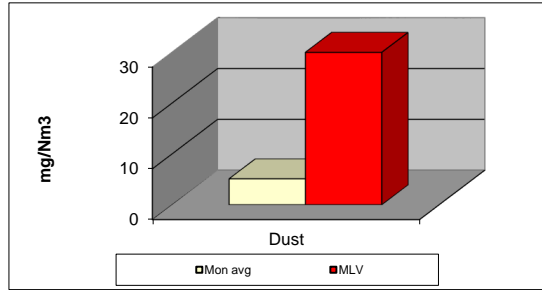


MONTHLY REPORT FROM EMISSION MONITORING IN TITAN CEMENTARNICA USJE - KILN No.3



jul.23	Dust (mg/Nm ³) МДК 30mg/m ³	МДК 30mg/m ³	SO ₂ (mg/Nm ³) МДК 400mg/m ³	МДК 400mg/m ³	NOx (mg/Nm ³) МДК 800mg/m ³	МДК 800mg/m ³	Comments
01.07.2023	6,87	30	0,36	400	468,03	800	
02.07.2023	4,7	30	0,11	400	319,83	800	
03.07.2023	4,79	30	0,5	400	385,49	800	
04.07.2023	5,81	30	1,18	400	405,95	800	
05.07.2023	5,04	30	0,11	400	447,52	800	
06.07.2023	8,61	30	2,77	400	376,6	800	
07.07.2023	4,5	30	0,86	400	417,44	800	
08.07.2023	4,61	30	0,81	400	416,52	800	
09.07.2023	5,03	30	0,84	400	357,92	800	
10.07.2023	5,7	30	0,09	400	330,3	800	
11.07.2023	5,45	30	0,93	400	374,47	800	
12.07.2023	6,31	30	1,23	400	357,17	800	
13.07.2023	7,84	30	0,4	400	338,97	800	
14.07.2023	5,78	30	0,33	400	414,31	800	
15.07.2023	5,22	30	0,38	400	400	800	
16.07.2023	3,89	30	0,23	400	378,53	800	
17.07.2023	5,7	30	0,27	400	328,3	800	
18.07.2023		30		400		800	
19.07.2023	7,09	30	0,49	400	334,56	800	
20.07.2023	5,94	30	0,58	400	247,71	800	
21.07.2023	2,82	30	0,58	400	229,33	800	
22.07.2023	2,71	30	0,85	400	405,05	800	
23.07.2023	2,33	30	2,17	400	346,61	800	
24.07.2023	3,28	30	0,75	400	462,21	800	
25.07.2023	1,67	30	0,36	400	399,67	800	
26.07.2023	4,97	30	0,41	400	361,82	800	
27.07.2023	1,9	30	0,43	400	355,19	800	
28.07.2023	5,26	30	0,62	400	449,08	800	
29.07.2023	5,35	30	1,18	400	402,93	800	
30.07.2023	3,06	30	1,49	400	312,19	800	
31.07.2023	4,24	30	0,63	400	366,9	800	
Average	5,11	30	0,74	400	373,06	800	

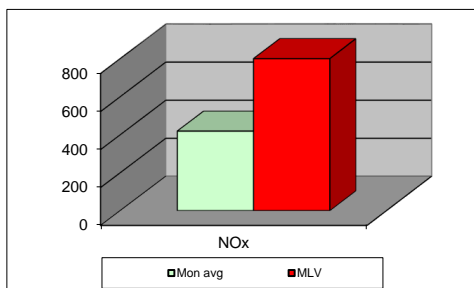
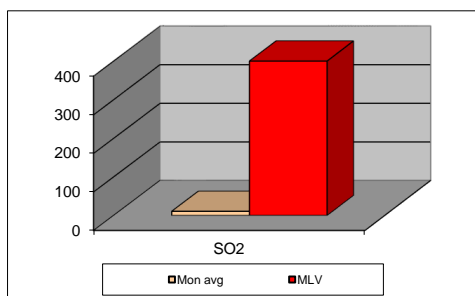
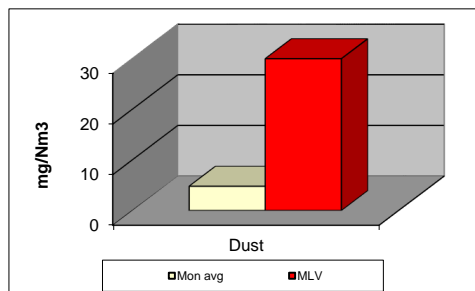
MLV: Maximum Limit Value

Explanations: The monthly average values are calculated on the half hour emissin values. Measured values of the concentrations are calculated at 10 vol. of O2

Results of the measurments are represented in Nm3 (Nm3 - T=273K, P=101,3kP, dry gas)

Note: Due to service activities, Kiln 3 is not in operation on 18.07.2023

MONTHLY REPORT FROM EMISSION MONITORING IN TITAN CEMENTARNICA USJE - KILN No.4



jyn.23	Dust (mg/Nm ³) МДК 30mg/m ³	МДК 30mg/m ³	SO ₂ (mg/Nm ³) МДК 400mg/m ³	МДК 400mg/m ³	NO _x (mg/Nm ³) МДК 800mg/m ³	МДК 800mg/m ³	Comments
01.07.2023	5,53	30	11,65	400	397,49	800	
02.07.2023	4,94	30	12,75	400	372,95	800	
03.07.2023	5,54	30	12,06	400	406,15	800	
04.07.2023	4,36	30	12,11	400	407,12	800	
05.07.2023	5,04	30	9,32	400	420,08	800	
06.07.2023	4,78	30	9,07	400	376,93	800	
07.07.2023	5,01	30	10,47	400	387,41	800	
08.07.2023	4,68	30	10,59	400	419,36	800	
09.07.2023	5,28	30	11,2	400	417,12	800	
10.07.2023	4,82	30	11,56	400	401,99	800	
11.07.2023	4,64	30	10,07	400	501,95	800	
12.07.2023	4,40	30	10,88	400	496,44	800	
13.07.2023	4,29	30	11,25	400	508,55	800	
14.07.2023	4,94	30	11,86	400	443,16	800	
15.07.2023	4,93	30	11,26	400	410	800	
16.07.2023	4,33	30	10,54	400	384,31	800	
17.07.2023	4,60	30	10,24	400	427,02	800	
18.07.2023	4,38	30	10,78	400	492,31	800	
19.07.2023	4,55	30	10,84	400	451,82	800	
20.07.2023	4,86	30	11,43	400	401,72	800	
21.07.2023	4,69	30	9,91	400	350,72	800	
22.07.2023	4,50	30	11,08	400	324,76	800	
23.07.2023	3,90	30	9,91	400	346,53	800	
24.07.2023		30		400		800	
25.07.2023	4,64	30	10,23	400	361,21	800	
26.07.2023	4,64	30	10	400	411,43	800	
27.07.2023	4,75	30	11,13	400	446,74	800	
28.07.2023	4,79	30	9,97	400	486,75	800	
29.07.2023	5,4	30	10,56	400	439,96	800	
30.07.2023	4,33	30	10,57	400	431,57	800	
31.07.2023	6,38	30	10,72	400	422,11	800	
Average	4,80	30	10,81	400	419,42	800	

MLV: Maximum Limit Value

Explanations: The monthly average values are calculated on the half hour emission values. Measured values of the concentrations are calculated at 10 vol. of O₂. Results of the measurements are represented in Nm³ (Nm³ - T=273K, P=101,3kP, dry gas)

Note: Due to short interruption with electricity supply caused from the storm, Kiln 4 is not in operation on 24.07.2023