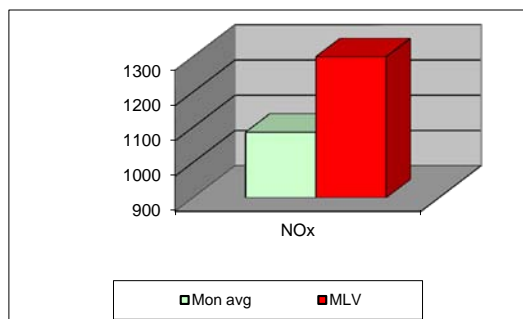
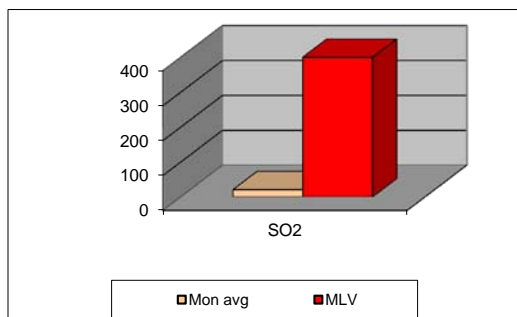
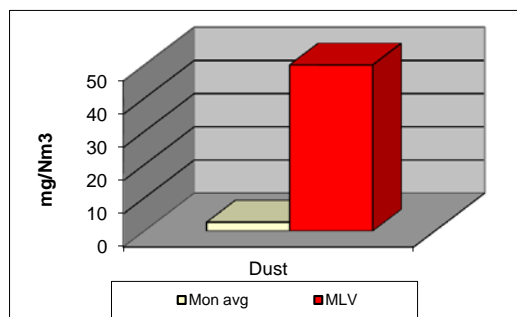


MONTHLY REPORT FROM EMISSION MONITORING IN TITAN CEMENTARNICA USJE - KILN No.3



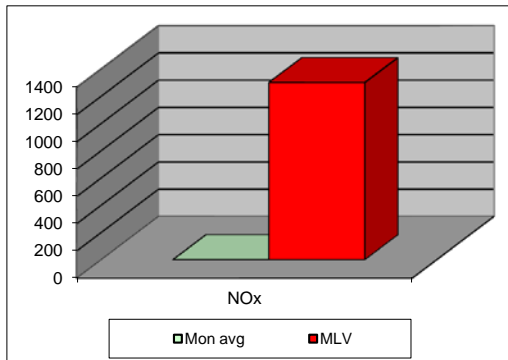
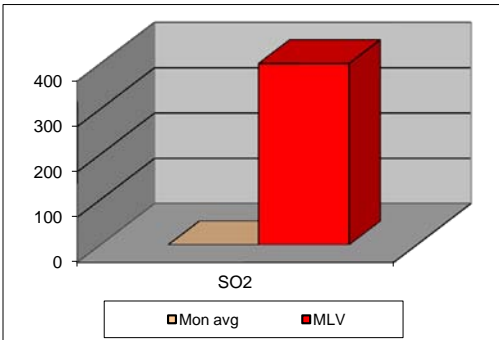
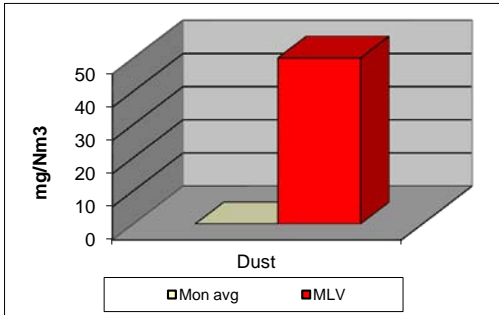
May 2013	Dust (mg/Nm ³) МДК 50mg/m ³	МДК 50mg/m ³	SO ₂ (mg/Nm ³) МДК 400mg/m ³	МДК 400mg/m ³	NOx (mg/Nm ³) МДК 1300mg/m ³	МДК 1300mg/m ³	Comments
01.05.2013	1,91	50	22,91	400	1134,5	1300	
02.05.2013	1,77	50	23,66	400	1069,49	1300	
03.05.2013	2,01	50	26,34	400	1010,58	1300	
04.05.2013	1,93	50	27,11	400	1029,96	1300	
05.05.2013	2,46	50	22,49	400	1033,07	1300	
06.05.2013	2,18	50	23,75	400	1060,34	1300	
07.05.2013	3,61	50	23,33	400	1008,53	1300	
08.05.2013	2,95	50	19,4	400	1068,77	1300	
09.05.2013	2,28	50	17,47	400	1049,4	1300	
10.05.2013	2,05	50	19,93	400	1102,09	1300	
11.05.2013	2,3	50	18,86	400	1135,2	1300	
12.05.2013	/	50	/	400	/	1300	
13.05.2013	/	50	/	400	/	1300	
14.05.2013	/	50	/	400	/	1300	
15.05.2013	3,13	50	22,84	400	949,45	1300	
16.05.2013	3,22	50	21,14	400	1100,86	1300	
17.05.2013	2,54	50	26,16	400	1092,36	1300	
18.05.2013	2,43	50	23,76	400	1127,91	1300	
19.05.2013	2,89	50	18,13	400	1134,79	1300	
20.05.2013	2,37	50	16,42	400	1137,13	1300	
21.05.2013	2,85	50	23,64	400	1110,26	1300	
22.05.2013	2,74	50	22,26	400	1085,9	1300	
23.05.2013	2,9	50	10,13	400	1062,63	1300	
24.05.2013	2,84	50	10,84	400	1186,39	1300	
25.05.2013	2,63	50	17,3	400	1055,58	1300	
26.05.2013	3,39	50	18,27	400	1105,55	1300	
27.05.2013	3,12	50	14,84	400	1090,66	1300	
28.05.2013	3,01	50	15,22	400	1097,09	1300	
29.05.2013	2,72	50	20,39	400	1142,37	1300	
30.05.2013	2,64	50	22,9	400	1128,51	1300	
31.05.2013	3,09	50	30,09	400	1097,2	1300	
Average	2,6	50	20,7	400	1085,9	1300	

MLV: Maximum Limit Value

Забелешка : Подготовка - печка 3 не работеше од 12 до 15 мај поради краткотраен дефект

Explanations: The monthly average values are calculated on the half hour emission values. Measured values of the concentrations are calculated at 10 vol. of O₂. Results of the measurements are represented in Nm³ (Nm³ - T=273K, P=101,3kP, dry gas)

MONTHLY REPORT FROM EMISSION MONITORING IN TITAN CEMENTARNICA USJE - KILN No.4



May 2013	Dust (mg/Nm ³)		SO ₂ (mg/Nm ³)		NOx (mg/Nm ³)		Comments
	МДК 50mg/m ³	МДК 50mg/m ³	МДК 400mg/m ³	МДК 400mg/m ³	МДК 1300mg/m ³	МДК 1300mg/m ³	
01.05.2013		50		400		1300	
02.05.2013		50		400		1300	
03.05.2013		50		400		1300	
04.05.2013		50		400		1300	
05.05.2013		50		400		1300	
06.05.2013		50		400		1300	
07.05.2013		50		400		1300	
08.05.2013		50		400		1300	
09.05.2013		50		400		1300	
10.05.2013		50		400		1300	
11.05.2013		50		400		1300	
12.05.2013		50		400		1300	
13.05.2013		50		400		1300	
14.05.2013		50		400		1300	
15.05.2013		50		400		1300	
16.05.2013		50		400		1300	
17.05.2013		50		400		1300	
18.05.2013		50		400		1300	
19.05.2013		50		400		1300	
20.05.2013		50		400		1300	
21.05.2013		50		400		1300	
22.05.2013		50		400		1300	
23.05.2013		50		400		1300	
24.05.2013		50		400		1300	
25.05.2013		50		400		1300	
26.05.2013		50		400		1300	
27.05.2013		50		400		1300	
28.05.2013		50		400		1300	
29.05.2013		50		400		1300	
30.05.2013		50		400		1300	
31.05.2013		50		400		1300	
Average	#DIV/0!	50	#DIV/0!	400	#DIV/0!	1300	

Поголот не работи поради стратегиски причини

MLV: Maximum Limit Value

Eplanations: The monthly average values are calculated on the half hour emissin values. Measured values of the concentrations are calculated at 10 vol. of O₂
 Results of the measurments are represented in Nm3 (Nm3 - T=273K, P=101,3kP, dry gas)c