MONTHLY REPORT FROM EMISSION MONITORING IN TITAN CEMENTARNICA USJE - KILN No.3

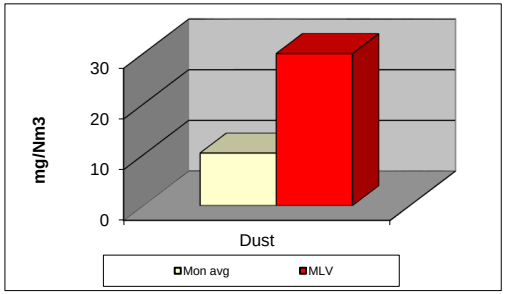

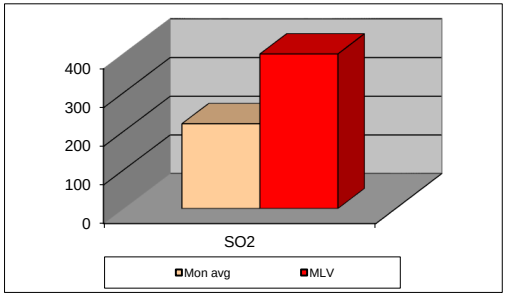

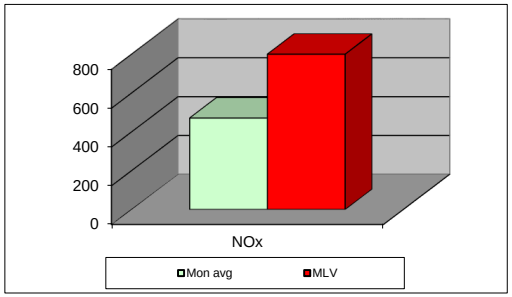

фев.23	Dust (mg/Nm^3) МДК $30mg/m^3$	МДК $30mg/m^3$	SO_2 (mg/Nm^3) МДК $400mg/m^3$	МДК $400mg/m^3$	NOx (mg/Nm^3) МДК $800mg/m^3$	МДК $800mg/m^3$	Comments
01.02.2023	8,57	30	197,43	400	488,32	800	
02.02.2023	9,46	30	204,54	400	544,34	800	
03.02.2023	9,07	30	249,48	400	492,29	800	
04.02.2023	9,85	30	241,42	400	426,16	800	
05.02.2023	13,35	30	239,74	400	432,3	800	
06.02.2023	15,45	30	221,05	400	483,97	800	
07.02.2023	14,73	30	220,48	400	484,07	800	
08.02.2023	12,66	30	195,2	400	493,3	800	
09.02.2023	13,13	30	195,05	400	464,67	800	
10.02.2023	11,97	30	171,3	400	596,32	800	
11.02.2023	10,11	30	159,51	400	512,96	800	
12.02.2023	14,1	30	261,71	400	490,87	800	
13.02.2023	11,33	30	198,06	400	530,72	800	
14.02.2023		30		400		800	
15.02.2023		30		400		800	
16.02.2023		30		400		800	
17.02.2023		30		400		800	
18.02.2023		30		400		800	
19.02.2023	4,1	30	232,23	400	447,54	800	
20.02.2023	5,32	30	218,1	400	480,5	800	
21.02.2023	6,19	30	206,55	400	436,93	800	
22.02.2023	6,34	30	286,99	400	443,13	800	
23.02.2023	8,09	30	343,86	400	458,36	800	
24.02.2023	8,69	30	236,04	400	470,2	800	
25.02.2023	9,2	30	202,46	400	462,58	800	
26.02.2023	11,05	30	164,48	400	382,46	800	
27.02.2023	10,71	30	181,11	400	436,06	800	
28.02.2023	10,82	30	256,49	400	401,2	800	
Average	**10,37**	**30**	**219,87**	**400**	**471,8**	**800**	

MLV: Maximum Limit Value

Explanations: The monthly average values are calculated on the half hour emissin values. Measured values of the concentrations are calculated at 10 vol. of O2
Results of the measurments are represented in Nm3 (Nm3 - T=273K, P=101,3kP, dry gas)c
Note: Due to service acitivities, Kiln 3 is not in operation on 14-18.02.2023

MONTHLY REPORT FROM EMISSION MONITORING IN TITAN CEMENTARNICA USJE - KILN No.4

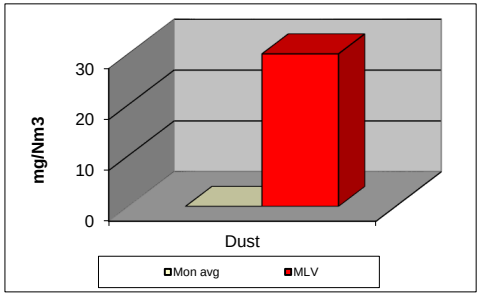

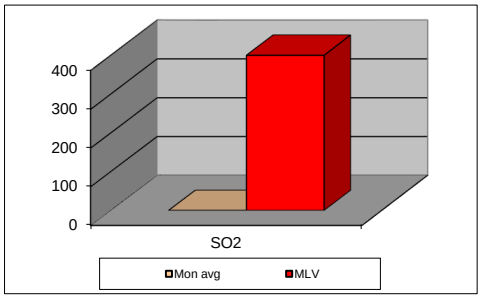

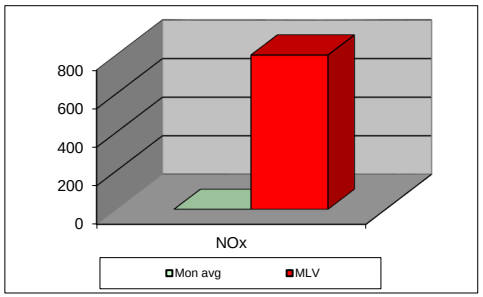

фев.23	Dust (mg/Nm^3) МДК 30mg/m^3	МДК 30mg/m^3	SO_2 (mg/Nm^3) МДК 400mg/m^3	МДК 400mg/m^3	NOx (mg/Nm^3) МДК 800mg/m^3	МДК 800mg/m^3	Comment
01.02.2023		30		400		800	
02.02.2023		30		400		800	
03.02.2023		30		400		800	
04.02.2023		30		400		800	
05.02.2023		30		400		800	
06.02.2023		30		400		800	
07.02.2023		30		400		800	
08.02.2023		30		400		800	
09.02.2023		30		400		800	
10.02.2023		30		400		800	
11.02.2023		30		400		800	
12.02.2023		30		400		800	
13.02.2023		30		400		800	
14.02.2023		30		400		800	
15.02.2023		30		400		800	
16.02.2023		30		400		800	
17.02.2023		30		400		800	
18.02.2023		30		400		800	
19.02.2023		30		400		800	
20.02.2023		30		400		800	
21.02.2023		30		400		800	
22.02.2023		30		400		800	
23.02.2023		30		400		800	
24.02.2023		30		400		800	
25.02.2023		30		400		800	
26.02.2023		30		400		800	
27.02.2023		30		400		800	
28.02.2023		30		400		800	
Average		**30**		**400**		**800**	

MLV: Maximum Limit Value

Explanations: The monthly average values are calculated on the half hour emissin values. Measured values of the concentrations are calculated at 10 vol. of O_2
Results of the measurments are represented in Nm3 (Nm3 - T=273K, P=102,3kP, dry gasses)
Note: Due to annual maintenance, Kiln 4 is not in operation from 13.01.2023