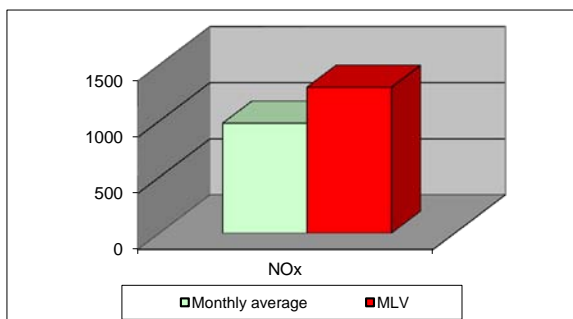
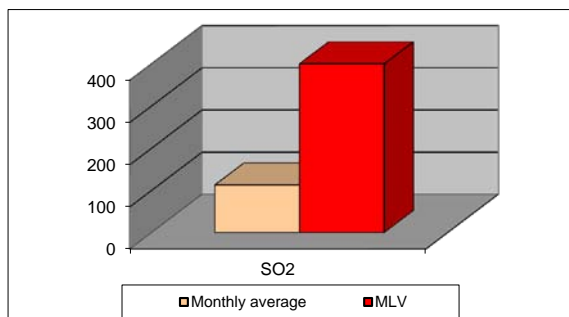
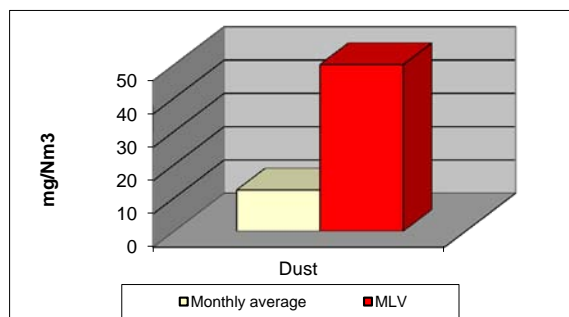


MONTHLY REPORT FROM EMISSION MONITORING IN TITAN CEMENTARNICA USJE - KILN No.3



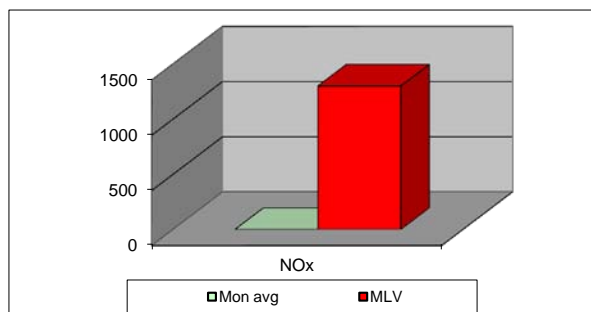
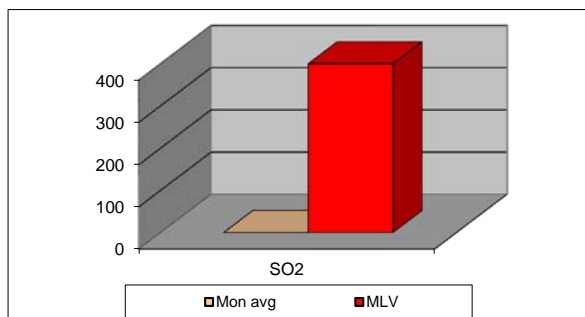
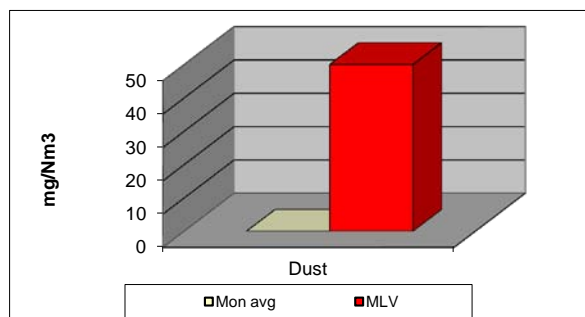
January 2013	Dust (mg/Nm ³) МДК 50mg/m ³		SO ₂ (mg/Nm ³) МДК 400mg/m ³		NOx (mg/Nm ³) МДК 1300mg/m ³		Comments
		МДК 50mg/m ³		МДК 400mg/m ³		МДК 1300mg/m ³	
01.01.2013		50		400		1300	
02.01.2013		50		400		1300	
03.01.2013		50		400		1300	
04.01.2013		50		400		1300	
05.01.2013		50		400		1300	
06.01.2013		50		400		1300	
07.01.2013		50		400		1300	
08.01.2013		50		400		1300	
09.01.2013		50		400		1300	
10.01.2013		50		400		1300	
11.01.2013		50		400		1300	
12.01.2013		50		400		1300	
13.01.2013		50		400		1300	
14.01.2013		50		400		1300	
15.01.2013		50		400		1300	
16.01.2013		50		400		1300	
17.01.2013		50		400		1300	
18.01.2013		50		400		1300	
19.01.2013		50		400		1300	
20.01.2013		50		400		1300	
21.01.2013		50		400		1300	
22.01.2013		50		400		1300	
23.01.2013		50		400		1300	
24.01.2013	9,4	50	77,01	400	846,21	1300	
25.01.2013	9,45	50	37,87	400	897,23	1300	
26.01.2013	14,1	50	25,14	400	836,45	1300	
27.01.2013	13,19	50	141,38	400	961,62	1300	
28.01.2013	20,33	50	159,82	400	918,25	1300	
29.01.2013	12,37	50	89,84	400	1048,42	1300	
30.01.2013	8,97	50	203,69	400	976,95	1300	
31.01.2013	6,91	50	168,62	400	991,6	1300	
Average	12	50	113	400	979	1300	

MLV: Maximum Limit Value

Поголот Подготовка-Печка 3 до 24.01.2013, не беше во работа поради стратегиски причини (запазување на плановите за продажба и одржување на залихите)

Eplanations: The monthly average values are calculated on the half hour emissin values. Measured values of the concentrations are calculated at 10 vol. of O₂
Results of the measurmets are represented in Nm3 (Nm3 - T=273K, P=101,3kP, dry gas)c

MONTHLY REPORT FROM EMISSION MONITORING IN TITAN CEMENTARNICA USJE - KILN No.4



January 2013	Dust (mg/Nm ³)		SO ₂ (mg/Nm ³)		NOx (mg/Nm ³)		Comments
	МДК 50mg/m ³	МДК 50mg/m ³	МДК 400mg/m ³	МДК 400mg/m ³	МДК 1300mg/m ³	МДК 1300mg/m ³	
01.01.2013		50		400		1300	
02.01.2013		50		400		1300	
03.01.2013		50		400		1300	
04.01.2013		50		400		1300	
05.01.2013		50		400		1300	
06.01.2013		50		400		1300	
07.01.2013		50		400		1300	
08.01.2013		50		400		1300	
09.01.2013		50		400		1300	
10.01.2013		50		400		1300	
11.01.2013		50		400		1300	
12.01.2013		50		400		1300	
13.01.2013		50		400		1300	
14.01.2013		50		400		1300	
15.01.2013		50		400		1300	
16.01.2013		50		400		1300	
17.01.2013		50		400		1300	
18.01.2013		50		400		1300	
19.01.2013		50		400		1300	
20.01.2013		50		400		1300	
21.01.2013		50		400		1300	
22.01.2013		50		400		1300	
23.01.2013		50		400		1300	
24.01.2013		50		400		1300	
25.01.2013		50		400		1300	
26.01.2013		50		400		1300	
27.01.2013		50		400		1300	
28.01.2013		50		400		1300	
29.01.2013		50		400		1300	
30.01.2013		50		400		1300	
31.01.2013		50		400		1300	
Average		50		400		1300	

MLV: Maximum Limit Value

Поголот Подготовка-Печка 4 од 29.11.2012, не е во функција поради стратегиски причини
(запазување на плановите за продажба и одржување на залихите)

Eplanations: The monthly average values are calculated on the half hour emissin values. Measured values of the concentrations are calculated at 10 vol. of O₂
Results of the measurments are represented in Nm3 (Nm3 - T=273K, P=101,3kP, dry gas)c