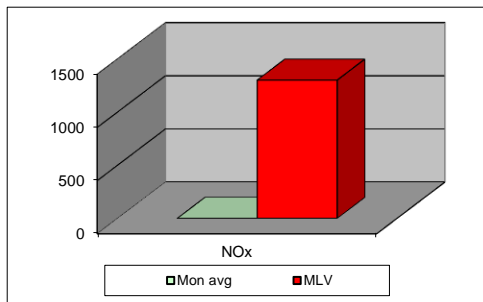
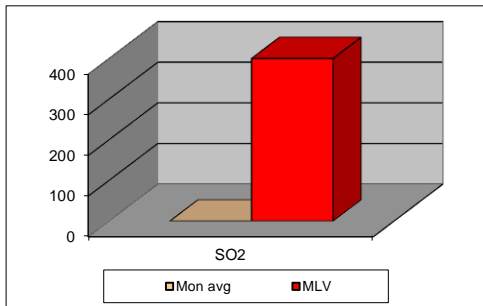
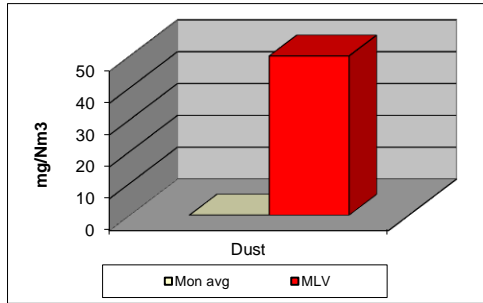


MONTHLY REPORT FROM EMISSION MONITORING IN TITAN CEMENTARNICA USJE - KILN No.4



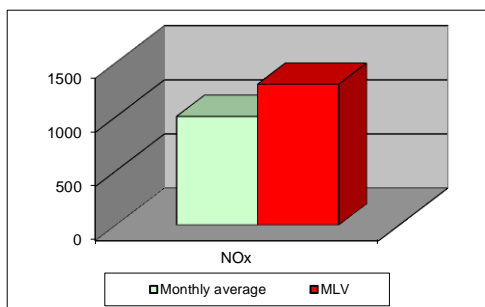
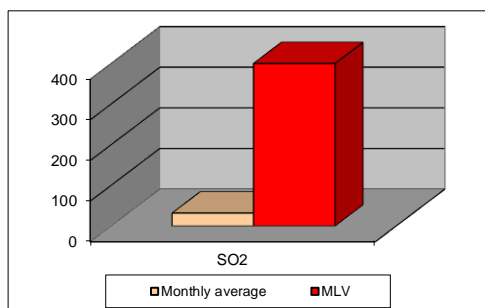
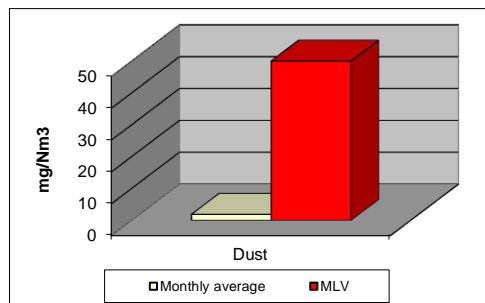
January 2012	Dust (mg/Nm ³) МДК 50mg/m ³	МДК 50mg/m ³	SO ₂ (mg/Nm ³) МДК 400mg/m ³	МДК 400mg/m ³	NOx (mg/Nm ³) МДК 1300mg/m ³	МДК 1300mg/m ³	Comments
1		50		400		1300	
2		50		400		1300	
3		50		400		1300	
4		50		400		1300	
5		50		400		1300	
6		50		400		1300	
7		50		400		1300	
8		50		400		1300	
9		50		400		1300	
10		50		400		1300	
11		50		400		1300	
12		50		400		1300	
13		50		400		1300	
14		50		400		1300	
15		50		400		1300	
16		50		400		1300	
17		50		400		1300	
18		50		400		1300	
19		50		400		1300	
20		50		400		1300	
21		50		400		1300	
22		50		400		1300	
23		50		400		1300	
24		50		400		1300	
25		50		400		1300	
26		50		400		1300	
27		50		400		1300	
28		50		400		1300	
29		50		400		1300	
30		50		400		1300	
31		50		400		1300	
Average		50		400		1300	

Погонот Подготовка-Печка 4 од 27.12.2011, не беше во работа поради стратегиски причини (запазување на плановите за продажба и одржување на залихите) и ремонт

Maximum Limit Value

Explanations: The monthly average values are calculated on the half hour emission values. Measured values of the concentrations are calculated at 10 vol. of O₂. Results of the measurements are represented in Nm³ (Nm³ - T=273K, P=101,3kPa, dry gas)

MONTHLY REPORT FROM EMISSION MONITORING IN TITAN CEMENTARNICA USJE - KILN No.3



January 2012	Dust (mg/Nm ³) МДК 50mg/m ³	МДК 50mg/m ³	SO ₂ (mg/Nm ³) МДК 400mg/m ³	МДК 400mg/m ³	NOx (mg/Nm ³) МДК 1300mg/m ³	МДК 1300mg/m ³	Comments
1		50		400		1300	
2		50		400		1300	
3		50		400		1300	
4		50		400		1300	
5		50		400		1300	
6		50		400		1300	
7		50		400		1300	
8		50		400		1300	
9		50		400		1300	
10		50		400		1300	
11		50		400		1300	
12		50		400		1300	
13		50		400		1300	
14		50		400		1300	
15		50		400		1300	
16		50		400		1300	
17		50		400		1300	
18		50		400		1300	
19		50		400		1300	
20		50		400		1300	
21		50		400		1300	
22		50		400		1300	
23		50		400		1300	
24		50		400		1300	
25		50		400		1300	
26		50		400		1300	
27	0,43	50	38,58	400	910,28	1300	
28	0,78	50	25,02	400	921,83	1300	
29	1,12	50	29,87	400	933,84	1300	
30	1,93	50	31,22	400	1075,79	1300	
31	4,85	50	33,88	400	1168,33	1300	
Average	2	50	32	400	1002	1300	

Поголот Подготовка-Печка 3 во периодот 17.10.2011 до 27.01.2012,

не беше во работа поради стратегиски причини (запазување на плановите за продажба и одржување на залихите)

Maximum Limit Value

Explanations: The monthly average values are calculated on the half hour emission values. Measured values of the concentrations are calculated at 10 vol. of O₂
 Results of the measurements are represented in Nm³ (Nm³ - T=273K, P=101,3kP, dry gas)c