MONTHLY REPORT FROM EMISSION MONITORING IN TITAN CEMENTARNICA USJE - KILN No.3

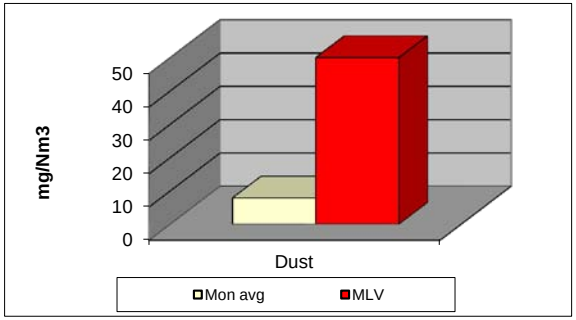

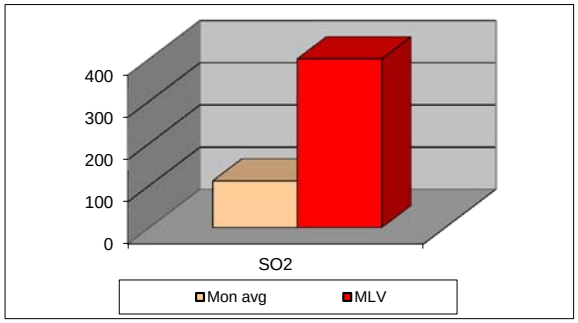

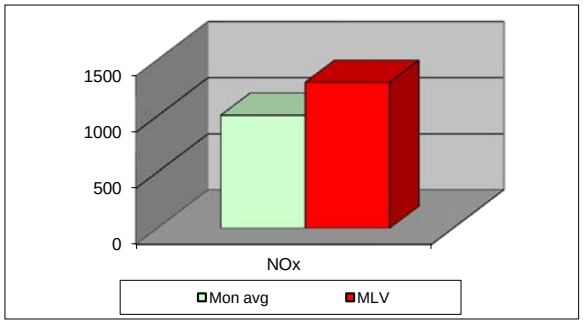

February 2013	Dust (mg/Nm^3) МДК 50mg/m^3	МДК 50mg/m^3	SO_2 (mg/Nm^3) МДК 400mg/m^3	МДК 400mg/m^3	NOx (mg/Nm^3) МДК 1300mg/m^3	МДК 1300mg/m^3	Comments
01.02.2013	5,41	50	234,35	400	917,48	1300	
02.02.2013	6,79	50	191,93	400	939,99	1300	
03.02.2013	6,03	50	145,55	400	923,61	1300	
04.02.2013	6,26	50	200,15	400	932,88	1300	
05.02.2013	7,72	50	207,82	400	839,57	1300	
06.02.2013	8,72	50	146,36	400	997,79	1300	
07.02.2013	8,1	50	96,92	400	1005,97	1300	
08.02.2013	9,97	50	200,89	400	996,24	1300	
09.02.2013	9,97	50	138,62	400	1035,3	1300	
10.02.2013	9,72	50	191,7	400	1047,42	1300	
11.02.2013	9,75	50	30,61	400	1095,83	1300	
12.02.2013	9,79	50	18,16	400	1063,94	1300	
13.02.2013	7,93	50	9,12	400	1049,45	1300	
14.02.2013	8,55	50	33,16	400	1087,19	1300	
15.02.2013	8,19	50	55,63	400	1073,38	1300	
16.02.2013	8	50	94,52	400	1049,92	1300	
17.02.2013	8,47	50	106,9	400	1054,39	1300	
18.02.2013	8,98	50	52,79	400	1078,78	1300	
19.02.2013	10,65	50	67,19	400	1009,42	1300	
20.02.2013	11,24	50	74,68	400	989,27	1300	
21.02.2013	9,4	50	74,57	400	1000,78	1300	
22.02.2013	8,73	50	99,33	400	1041,05	1300	
23.02.2013	8,02	50	206,73	400	978,99	1300	
24.02.2013	6,42	50	83,33	400	1042,84	1300	
25.02.2013	5,05	50	83,28	400	896,31	1300	
26.02.2013	6,08	50	85,82	400	1061,23	1300	
27.02.2013	3,99	50	89,33	400	963,03	1300	
28.02.2013	2,56	50	80,41	400	995,32	1300	
Average	**7,9**	**50**	**110,7**	**400**	**1006,0**	**1300**	

MLV: Maximum Limit Value

Eplanations: The monthly average values are calculated on the half hour emissin values. Measured values of the concentrations are calculated at 10 vol. of O_2
Results of the measurments are represented in Nm3 (Nm3 - T=273K, P=101,3kP, dry gas)c

MONTHLY REPORT FROM EMISSION MONITORING IN TITAN CEMENTARNICA USJE - KILN No.4

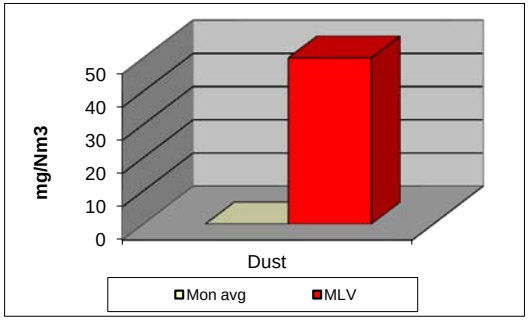

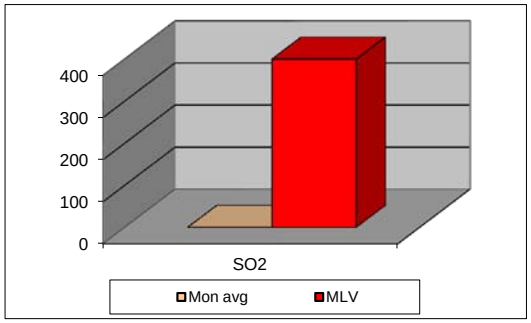

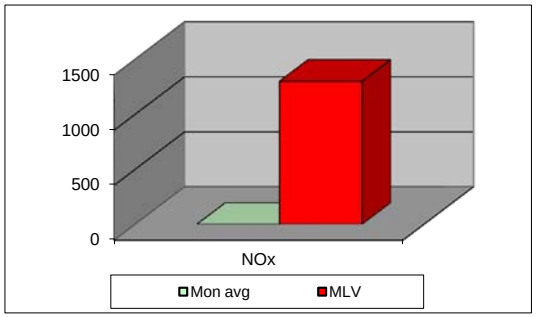

February 2013	Dust (mg/Nm^3) МДК 50mg/m^3	МДК 50mg/m^3	SO_2 (mg/Nm^3) МДК 400mg/m^3	МДК 400mg/m^3	NOx (mg/Nm^3) МДК 1300mg/m^3	МДК 1300mg/m^3	Comments
01.02.2013		50		400		1300	
02.02.2013		50		400		1300	
03.02.2013		50		400		1300	
04.02.2013		50		400		1300	
05.02.2013		50		400		1300	
06.02.2013		50		400		1300	
07.02.2013		50		400		1300	
08.02.2013		50		400		1300	
09.02.2013		50		400		1300	
10.02.2013		50		400		1300	
11.02.2013		50		400		1300	
12.02.2013		50		400		1300	
13.02.2013		50		400		1300	
14.02.2013		50		400		1300	
15.02.2013		50		400		1300	
16.02.2013		50		400		1300	
17.02.2013		50		400		1300	
18.02.2013		50		400		1300	
19.02.2013		50		400		1300	
20.02.2013		50		400		1300	
21.02.2013		50		400		1300	
22.02.2013		50		400		1300	
23.02.2013		50		400		1300	
24.02.2013		50		400		1300	
25.02.2013		50		400		1300	
26.02.2013		50		400		1300	
27.02.2013		50		400		1300	
28.02.2013		50		400		1300	
Average		**50**		**400**		**1300**	

MLV: Maximum Limit Value

Погонот Подготовка-Печка 4 од 27.11.2012, не е во функција поради стратегиски причини (запазување на плановите за продажба и одржување на залихите) и ремонт

Explanations: The monthly average values are calculated on the half hour emissin values. Measured values of the concentrations are calculated at 10 vol. of O_2

Results of the measurments are represented in Nm3 (Nm3 - T=273K, P=102,3kP, dry gasses)c