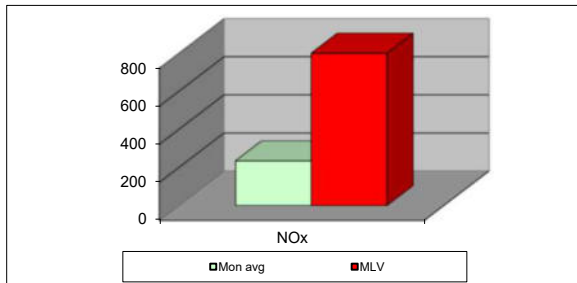
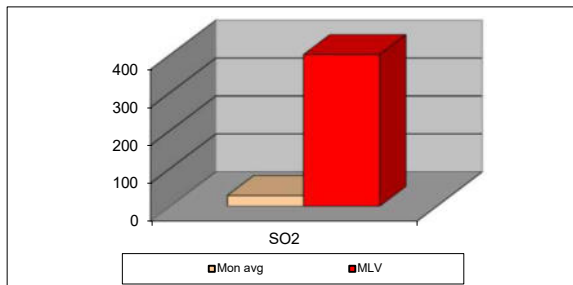
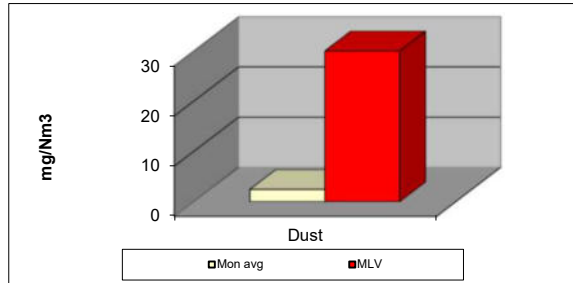


MONTHLY REPORT FROM EMISSION MONITORING IN TITAN CEMENTARNICA USJE - KILN No.3



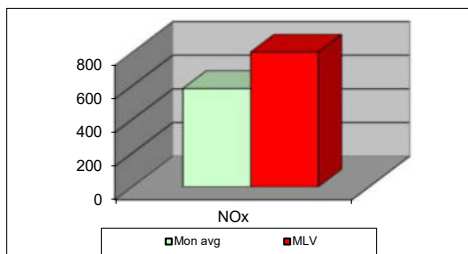
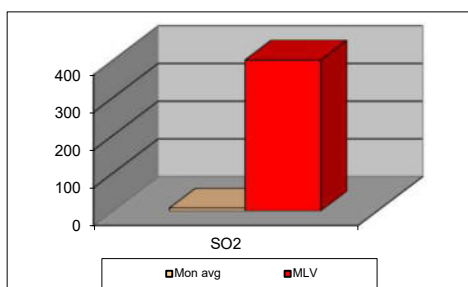
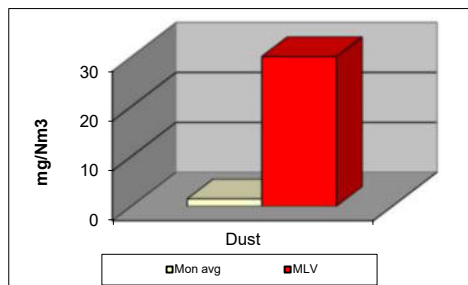
| anp.20 | Dust (mg/Nm ³) МДК 30mg/m ³ | МДК 30mg/m ³ | SO ₂ (mg/Nm ³) МДК 400mg/m ³ | МДК 400mg/m ³ | NOx (mg/Nm ³) МДК 800mg/m ³ | МДК 800mg/m ³ | Comments |
|-----------|--|-------------------------|--|--------------------------|--|--------------------------|----------|
| 01.4.2020 | 2,36 | 30 | 51,47 | 400 | 90,83 | 800 | |
| 02.4.2020 | 2,37 | 30 | 25,64 | 400 | 55,56 | 800 | |
| 03.4.2020 | 2,46 | 30 | 126,99 | 400 | 35,6 | 800 | |
| 04.4.2020 | 2,36 | 30 | 85,08 | 400 | 53,07 | 800 | |
| 05.4.2020 | 2,21 | 30 | 16,66 | 400 | 46,86 | 800 | |
| 06.4.2020 | 2,36 | 30 | 15,76 | 400 | 35,11 | 800 | |
| 07.4.2020 | 2,62 | 30 | 66,97 | 400 | 166,51 | 800 | |
| 08.4.2020 | 2,36 | 30 | 91,73 | 400 | 74,92 | 800 | |
| 09.4.2020 | 2,43 | 30 | 25,63 | 400 | 73,44 | 800 | |
| 10.4.2020 | 2,37 | 30 | 7,1 | 400 | 75 | 800 | |
| 11.4.2020 | 2,4 | 30 | 2,09 | 400 | 74,19 | 800 | |
| 12.4.2020 | 2,26 | 30 | 2,93 | 400 | 77,06 | 800 | |
| 13.4.2020 | 2,38 | 30 | 6,84 | 400 | 89,86 | 800 | |
| 14.4.2020 | 2,55 | 30 | 2,05 | 400 | 281,92 | 800 | |
| 15.4.2020 | 2,55 | 30 | 2,16 | 400 | 626,79 | 800 | |
| 16.4.2020 | 2,63 | 30 | 2,83 | 400 | 625,94 | 800 | |
| 17.4.2020 | 2,5 | 30 | 0,47 | 400 | 467,06 | 800 | |
| 18.4.2020 | 2,44 | 30 | 0,8 | 400 | 440,47 | 800 | |
| 19.4.2020 | 2,46 | 30 | 1,76 | 400 | 523,32 | 800 | |
| 20.4.2020 | 2,49 | 30 | 11,4 | 400 | 528,87 | 800 | |
| 21.4.2020 | 2,75 | 30 | 16,03 | 400 | 545,94 | 800 | |
| 22.4.2020 | | 30 | | 400 | | 800 | |
| 23.4.2020 | | 30 | | 400 | | 800 | |
| 24.4.2020 | | 30 | | 400 | | 800 | |
| 25.4.2020 | | 30 | | 400 | | 800 | |
| 26.4.2020 | | 30 | | 400 | | 800 | |
| 27.4.2020 | | 30 | | 400 | | 800 | |
| 28.4.2020 | | 30 | | 400 | | 800 | |
| 29.4.2020 | | 30 | | 400 | | 800 | |
| 30.4.2020 | | 30 | | 400 | | 800 | |
| Average | 2,44 | 30 | 28,55 | 400 | 234,79 | 800 | |

MLV: Maximum Limit Value

Explanations: The monthly average values are calculated on the half hour emissin values. Measured values of the concentrations are calculated at 10 vol. of O2
Results of the measurments are represented in Nm3 (Nm3 - T=273K, P=101,3kP, dry gas)

Note: Due to market demand. Kiln 3 is not in operation from 21.04.2020.

MONTHLY REPORT FROM EMISSION MONITORING IN TITAN CEMENTARNICA USJE - KILN No.4



| anp.20 | Dust (mg/Nm ³) МДК 30mg/m ³ | МДК 30mg/m ³ | SO ₂ (mg/Nm ³) МДК 400mg/m ³ | МДК 400mg/m ³ | NOx (mg/Nm ³) МДК 800mg/m ³ | МДК 800mg/m ³ | Comments |
|----------------|--|-------------------------|--|-----------------------------|--|-----------------------------|----------|
| 01.4.2020 | | 30 | | 400 | | 800 | |
| 02.4.2020 | | 30 | | 400 | | 800 | |
| 03.4.2020 | | 30 | | 400 | | 800 | |
| 04.4.2020 | | 30 | | 400 | | 800 | |
| 05.4.2020 | 1,5 | 30 | 5,69 | 400 | 560,18 | 800 | |
| 06.4.2020 | 1,43 | 30 | 6,21 | 400 | 619,04 | 800 | |
| 07.4.2020 | 1,91 | 30 | 13,21 | 400 | 549,26 | 800 | |
| 08.4.2020 | 1,7 | 30 | 22,4 | 400 | 657,23 | 800 | |
| 09.4.2020 | 1,63 | 30 | 10 | 400 | 549,59 | 800 | |
| 10.4.2020 | 1,41 | 30 | 9 | 400 | 565,18 | 800 | |
| 11.4.2020 | 1,34 | 30 | 18,31 | 400 | 503,25 | 800 | |
| 12.4.2020 | 1,31 | 30 | 9,28 | 400 | 580,09 | 800 | |
| 13.4.2020 | 1,56 | 30 | 6,6 | 400 | 554,25 | 800 | |
| 14.4.2020 | 1,34 | 30 | 5,52 | 400 | 486,82 | 800 | |
| 15.4.2020 | 1,34 | 30 | 5,21 | 400 | 455,17 | 800 | |
| 16.4.2020 | 1,35 | 30 | 2,88 | 400 | 503,78 | 800 | |
| 17.4.2020 | 1,46 | 30 | 1,78 | 400 | 501,69 | 800 | |
| 18.4.2020 | 1,4 | 30 | 1,99 | 400 | 603,67 | 800 | |
| 19.4.2020 | 1,29 | 30 | 3,03 | 400 | 541,92 | 800 | |
| 20.4.2020 | 1,13 | 30 | 2,3 | 400 | 657,23 | 800 | |
| 21.4.2020 | 1,2 | 30 | 2,43 | 400 | 664,27 | 800 | |
| 22.4.2020 | 1,23 | 30 | 2,49 | 400 | 590,47 | 800 | |
| 23.4.2020 | 1,8 | 30 | 17,44 | 400 | 588,14 | 800 | |
| 24.4.2020 | 1,61 | 30 | 11,69 | 400 | 604,26 | 800 | |
| 25.4.2020 | 1,54 | 30 | 6,08 | 400 | 656,39 | 800 | |
| 26.4.2020 | 1,77 | 30 | 6,51 | 400 | 636,26 | 800 | |
| 27.4.2020 | 1,57 | 30 | 6,99 | 400 | 671,22 | 800 | |
| 28.4.2020 | 1,51 | 30 | 8,14 | 400 | 657,93 | 800 | |
| 29.4.2020 | 1,7 | 30 | 4,96 | 400 | 572,81 | 800 | |
| 30.4.2020 | 1,57 | 30 | 7,22 | 400 | 567,98 | 800 | |
| Average | 1,48 | 30 | 7,48 | 400 | 584,07 | 800 | |

MLV: Maximum Limit Value

Explanations: The monthly average values are calculated on the half hour emission values. Measured values of the concentrations are calculated at 10 % (vol.) of O₂. Results of the measurements are represented in Nm³ (Nm³ - T=273K, P=101,3kP, dry gas)c

Note: Kiln 4 is in normal operation from 05.04.2020.