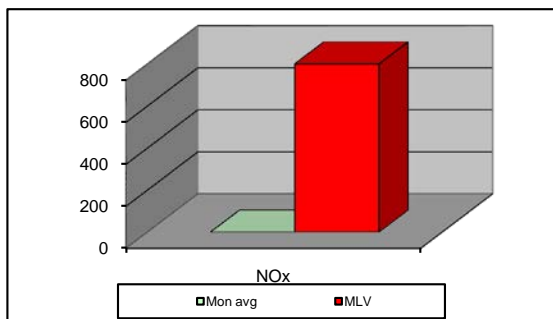
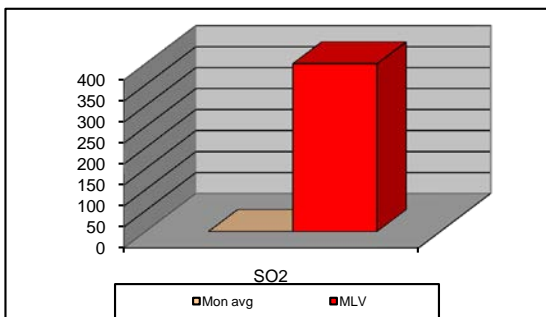
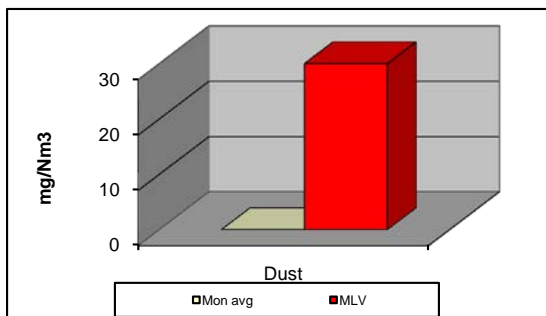


MONTHLY REPORT FROM EMISSION MONITORING IN TITAN CEMENTARNICA USJE - KILN No.3



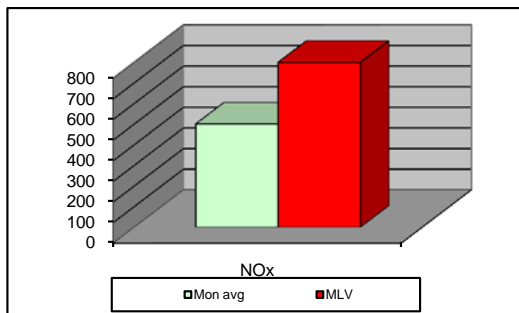
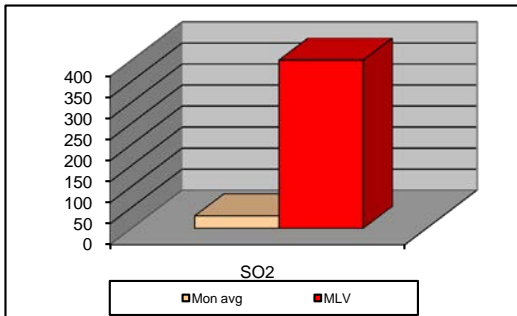
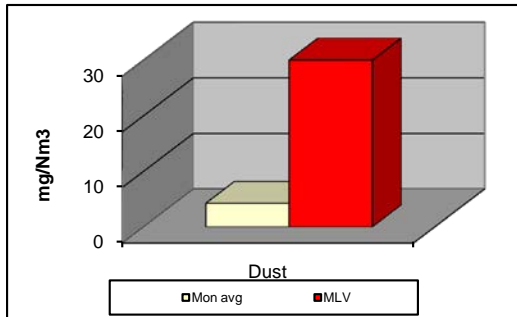
February 2016	Dust (mg/Nm ³) МДК 30mg/m ³	МДК 30mg/m ³	SO ₂ (mg/Nm ³) МДК 400mg/m ³	МДК 400mg/m ³	NOx (mg/Nm ³) МДК 800mg/m ³	МДК 800mg/m ³	Comments
01.02.2016		30		400		800	
02.02.2016		30		400		800	
03.02.2016		30		400		800	
04.02.2016		30		400		800	
05.02.2016		30		400		800	
06.02.2016		30		400		800	
07.02.2016		30		400		800	
08.02.2016		30		400		800	
09.02.2016		30		400		800	
10.02.2016		30		400		800	
11.02.2016		30		400		800	
12.02.2016		30		400		800	
13.02.2016		30		400		800	
14.02.2016		30		400		800	
15.02.2016		30		400		800	
16.02.2016		30		400		800	
17.02.2016		30		400		800	
18.02.2016		30		400		800	
19.02.2016		30		400		800	
20.02.2016		30		400		800	
21.02.2016		30		400		800	
22.02.2016		30		400		800	
23.02.2016		30		400		800	
24.02.2016		30		400		800	
25.02.2016		30		400		800	
26.02.2016		30		400		800	
27.02.2016		30		400		800	
28.02.2016		30		400		800	
29.02.2016							
Average		30		400		800	

MLV: Maximum Limit Value

Explanations: The monthly average values are calculated on the half hour emissin values. Measured values of the concentrations are calculated at 10 vol. of O2
Results of the measurments are represented in Nm3 (Nm3 - T=273K, P=101,3kP, dry gas)

Note: Kiln no.3 was not in operation during February 2016.

MONTHLY REPORT FROM EMISSION MONITORING IN TITAN CEMENTARNICA USJE - KILN No.4



February 2016	Dust (mg/Nm ³) МДК 30mg/m ³	МДК 30mg/m ³	SO ₂ (mg/Nm ³) МДК 400mg/m ³	МДК 400mg/m ³	NOx (mg/Nm ³) МДК 800mg/m ³	МДК 800mg/m ³	Comment
01.02.2016		30		400		800	
02.02.2016		30		400		800	
03.02.2016		30		400		800	
04.02.2016		30		400		800	
05.02.2016		30		400		800	
06.02.2016		30		400		800	
07.02.2016		30		400		800	
08.02.2016		30		400		800	
09.02.2016		30		400		800	
10.02.2016		30		400		800	
11.02.2016		30		400		800	
12.02.2016		30		400		800	
13.02.2016		30		400		800	
14.02.2016	1,7	30	30,94	400	458,63	800	
15.02.2016	2,22	30	32,08	400	520,12	800	
16.02.2016	2,33	30	29,35	400	473,46	800	
17.02.2016	2,83	30	28,33	400	450,92	800	
18.02.2016	3,45	30	30,52	400	479,77	800	
19.02.2016	3,9	30	30,52	400	507,49	800	
20.02.2016	4,31	30	29,7	400	430,19	800	
21.02.2016	4,22	30	28,62	400	472,78	800	
22.02.2016	4,5	30	28,57	400	488,39	800	
23.02.2016	4,96	30	28,06	400	537,57	800	
24.02.2016	5,25	30	28,21	400	485,44	800	
25.02.2016	5,25	30	28,75	400	486,71	800	
26.02.2016	5,55	30	29,27	400	567,26	800	
27.02.2016	5,43	30	29,51	400	544,49	800	
28.02.2016	5,83	30	29,65	400	563,64	800	
29.02.2016	6,18	30	29,12	400	548,68	800	
Average	4	30	29	400	501	800	

MLV: Maximum Limit Value

Explanations: The monthly average values are calculated on the half hour emissin values. Measured values of the concentrations are calculated at 10 vol. of O₂
Results of the measurments are represented in Nm3 (Nm3 - T=273K, P=102,3kP, dry gasses)c

Note: Kiln no.4 that was stopped on 04,12,2015 and it was restarted on 13.02.2016 due to the market reasons.