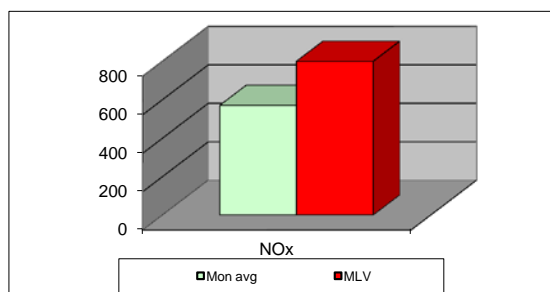
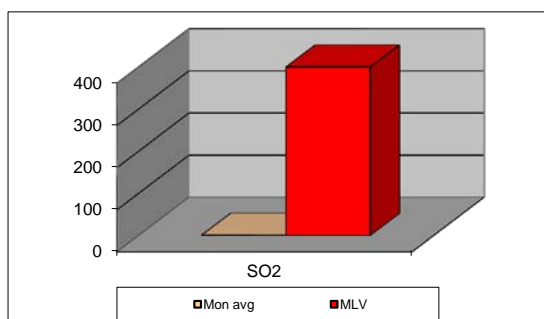
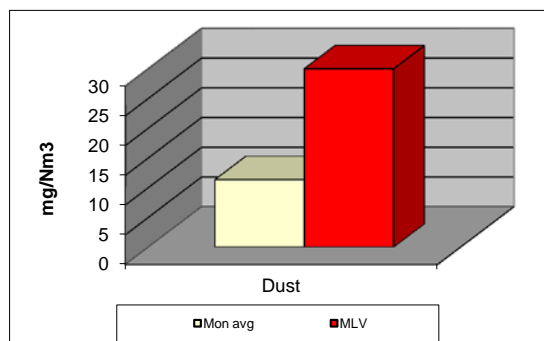


## MONTHLY REPORT FROM EMISSION MONITORING IN TITAN CEMENTARNICA USJE - KILN No.3



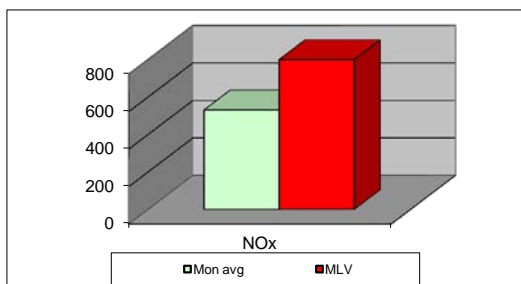
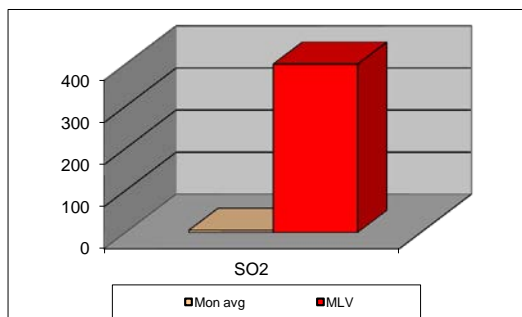
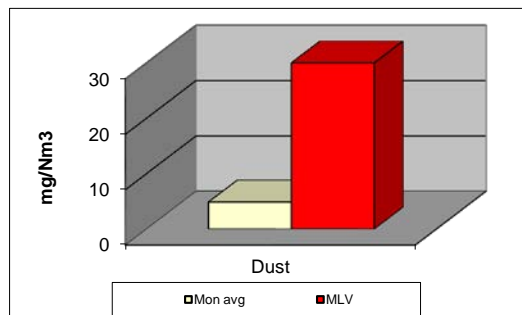
June 2018	Dust (mg/Nm <sup>3</sup> ) МДК 30mg/m <sup>3</sup>	МДК 30mg/m <sup>3</sup>	SO <sub>2</sub> (mg/Nm <sup>3</sup> ) МДК 400mg/m <sup>3</sup>	МДК 400mg/m <sup>3</sup>	NO <sub>x</sub> (mg/Nm <sup>3</sup> ) МДК 800mg/m <sup>3</sup>	МДК 800mg/m <sup>3</sup>	Comments
01.06.2018	9,09	30	0,32	400	636,15	800	
02.06.2018	9,15	30	0,75	400	624,13	800	
03.06.2018	8,97	30	0,97	400	521,01	800	
04.06.2018	9,29	30	0,47	400	626,21	800	
05.06.2018	9,02	30	0,68	400	539,77	800	
06.06.2018	9,27	30	0,23	400	630,21	800	
07.06.2018	9,27	30	0,71	400	588,62	800	
08.06.2018	9,56	30	2,87	400	519,61	800	
09.06.2018	9,99	30	1,3	400	644,74	800	
10.06.2018	9,57	30	0,41	400	625,09	800	
11.06.2018	8,87	30	0,25	400	542,39	800	
12.06.2018	9,36	30	2,96	400	527,53	800	
13.06.2018	9,65	30	2,11	400	615,16	800	
14.06.2018	11,83	30	1,2	400	566,33	800	
15.06.2018	12,01	30	0,31	400	510,44	800	
16.06.2018	12,62	30	0,43	400	547,42	800	
17.06.2018	12,87	30	1,49	400	575,51	800	
18.06.2018	12,82	30	0,76	400	619,18	800	
19.06.2018	13,17	30	0,28	400	641,38	800	
20.06.2018	13,44	30	0,26	400	595,88	800	
21.06.2018	13,33	30	0,5	400	512,05	800	
22.06.2018	13,86	30	0,19	400	447,04	800	
23.06.2018	13,29	30	0,12	400	583,59	800	
24.06.2018	13,6	30	0,34	400	618,55	800	
25.06.2018	13,08	30	0,11	400	498,77	800	
26.06.2018	14,05	30	0,35	400	562,28	800	
27.06.2018	13,26	30	0,17	400	670,68	800	
28.06.2018	12,28	30	0,23	400	491,64	800	
29.06.2018	11,54	30	0,15	400	458,86	800	
30.06.2018	12,86	30	0,36	400	580,75	800	
<b>Average</b>	<b>11,4</b>	<b>30</b>	<b>0,7</b>	<b>400</b>	<b>570,7</b>	<b>800</b>	

**MLV: Maximum Limit Value**

Explanations: The monthly average values are calculated on the half hour emissin values. Measured values of the concentrations are calculated at 10 vol. of O2  
Results of the measurments are represented in Nm3 (Nm3 - T=273K, P=101,3kP, dry gas)

**Note:**

## MONTHLY REPORT FROM EMISSION MONITORING IN TITAN CEMENTARNICA USJE - KILN No.4



June 2018	Dust (mg/Nm <sup>3</sup> ) МДК 30mg/m <sup>3</sup>	МДК 30mg/m <sup>3</sup>	SO <sub>2</sub> (mg/Nm <sup>3</sup> ) МДК 400mg/m <sup>3</sup>	МДК 400mg/m <sup>3</sup>	NO <sub>x</sub> (mg/Nm <sup>3</sup> ) МДК 800mg/m <sup>3</sup>	МДК 800mg/m <sup>3</sup>	Comments
01.06.2018	6,03	30	2,19	400	511,29	800	
02.06.2018	5,01	30	2,72	400	517,54	800	
03.06.2018	6,52	30	2,24	400	481,82	800	
04.06.2018	5,68	30	1,98	400	476,09	800	
05.06.2018	5,96	30	1,95	400	456,67	800	
06.06.2018	5,83	30	2,29	400	487,68	800	
07.06.2018	5,57	30	12,1	400	566,45	800	
08.06.2018	5,81	30	20,62	400	476,54	800	
09.06.2018	4,78	30	17,66	400	451,44	800	
10.06.2018	4,53	30	30,5	400	541,88	800	
11.06.2018	4,49	30	5,92	400	587,28	800	
12.06.2018	4,89	30	4,51	400	464,3	800	
13.06.2018	4,37	30	2,48	400	513,33	800	
14.06.2018	4,26	30	1,89	400	557,66	800	
15.06.2018	3,43	30	1,89	400	620,56	800	
16.06.2018	4,61	30	2,37	400	612,27	800	
17.06.2018	5,22	30	3,54	400	544,25	800	
18.06.2018	4,44	30	1,88	400	576,56	800	
19.06.2018	4,24	30	3,13	400	605,29	800	
20.06.2018	5,57	30	1,98	400	596,59	800	
21.06.2018	4,86	30	1,96	400	610,98	800	
22.06.2018	4,47	30	1,83	400	583,9	800	
23.06.2018	4,19	30	1,86	400	599,14	800	
24.06.2018	4,1	30	2,08	400	580,9	800	
25.06.2018	4,6	30	1,89	400	608,37	800	
26.06.2018	4,43	30	1,81	400	489,64	800	
27.06.2018	4,12	30	1,85	400	416,42	800	
28.06.2018	4,61	30	1,85	400	458,37	800	
29.06.2018	4,29	30	1,87	400	413,93	800	
30.06.2018		30		400		800	
<b>Average</b>	<b>4,9</b>	<b>30</b>	<b>4,9</b>	<b>400</b>	<b>531,3</b>	<b>800</b>	

**MLV: Maximum Limit Value**

Explanations: The monthly average values are calculated on the half hour emissin values. Measured values of the concentrations are calculated at 10 vol. of O2

Results of the measurments are represented in Nm3 (Nm3 - T=273K, P=101,3kP, dry gas)

**Note: Due to repairs, on 30.06.2018 kiln no.4 most of the day was not in operation.**