MONTHLY REPORT FROM EMISSION MONITORING IN TITAN CEMENTARNICA USJE - KILN No.3

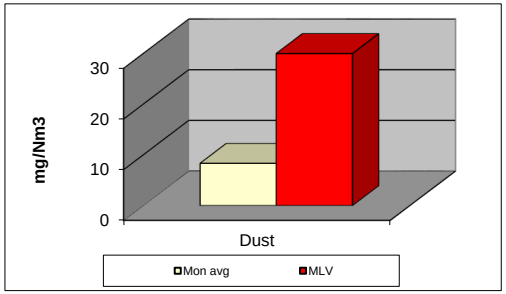

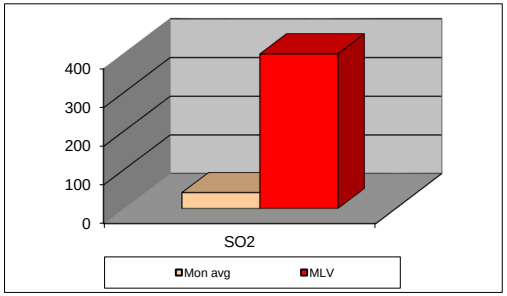

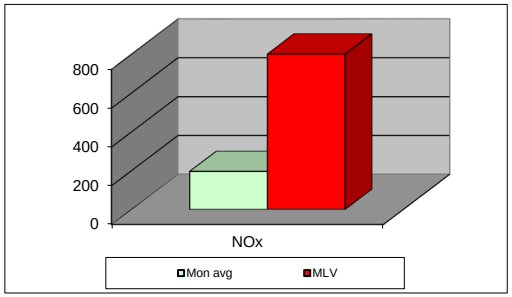

фев.21	Dust (mg/Nm^3) МДК 30mg/m^3	МДК 30mg/m^3	SO_2 (mg/Nm^3) МДК 400mg/m^3	МДК 400mg/m^3	NOx (mg/Nm^3) МДК 800mg/m^3	МДК 800mg/m^3	Comments
01.02.2021	8,36	30	26,77	400	148,92	800	
02.02.2021	8,55	30	59,3	400	188,13	800	
03.02.2021	8,29	30	69,59	400	279,51	800	
04.02.2021	8,45	30	48,08	400	267,18	800	
05.02.2021	8	30	11,03	400	212,96	800	
06.02.2021	8,31	30	30,7	400	108,01	800	
07.02.2021	8,5	30	46,14	400	163,4	800	
08.02.2021	7,77	30	34,58	400	222,89	800	
09.02.2021		30		400		800	
10.02.2021		30		400		800	
11.02.2021		30		400		800	
12.02.2021		30		400		800	
13.02.2021		30		400		800	
14.02.2021		30		400		800	
15.02.2021		30		400		800	
16.02.2021		30		400		800	
17.02.2021		30		400		800	
18.02.2021		30		400		800	
19.02.2021		30		400		800	
20.02.2021		30		400		800	
21.02.2021		30		400		800	
22.02.2021		30		400		800	
23.02.2021		30		400		800	
24.02.2021		30		400		800	
25.02.2021		30		400		800	
26.02.2021		30		400		800	
27.02.2021		30		400		800	
28.02.2021		30		400		800	
Average	**8,34**	**30**	**41,3**	**400**	**196,2**	**800**	

MLV: Maximum Limit Value

Explanations: The monthly average values are calculated on the half hour emissin values. Measured values of the concentrations are calculated at 10 vol. of O2
Results of the measurments are represented in Nm3 (Nm3 - T=273K, P=101,3kP, dry gas)c
Note: Due to service activities, Kiln 3 is not in operation from 09.02.2021.

MONTHLY REPORT FROM EMISSION MONITORING IN TITAN CEMENTARNICA USJE - KILN No.4

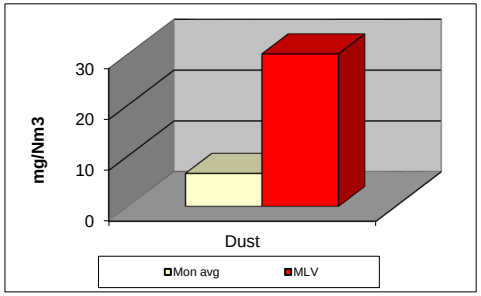

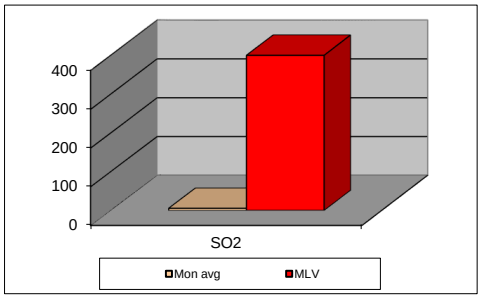

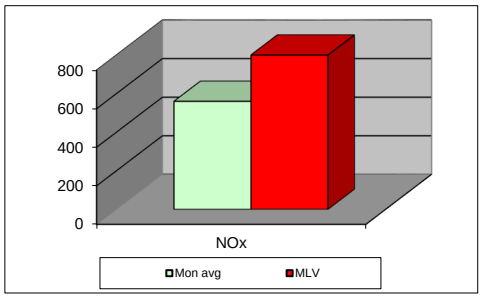

фев.21	Dust (mg/Nm^3) МДК 30mg/m^3	МДК 30mg/m^3	SO_2 (mg/Nm^3) МДК 400mg/m^3	МДК 400mg/m^3	NOx (mg/Nm^3) МДК 800mg/m^3	МДК 800mg/m^3	Comment
01.02.2021		30		400		800	
02.02.2021		30		400		800	
03.02.2021		30		400		800	
04.02.2021		30		400		800	
05.02.2021		30		400		800	
06.02.2021		30		400		800	
07.02.2021		30		400		800	
08.02.2021		30		400		800	
09.02.2021		30		400		800	
10.02.2021		30		400		800	
11.02.2021		30		400		800	
12.02.2021		30		400		800	
13.02.2021		30		400		800	
14.02.2021		30		400		800	
15.02.2021		30		400		800	
16.02.2021		30		400		800	
17.02.2021		30		400		800	
18.02.2021		30		400		800	
19.02.2021		30		400		800	
20.02.2021	6,89	30	8,82	400	659,84	800	
21.02.2021	6,11	30	4,91	400	630,89	800	
22.02.2021	6,55	30	3,37	400	634,25	800	
23.02.2021	8,87	30	4,12	400	557,24	800	
24.02.2021	8,26	30	3,39	400	676,18	800	
25.02.2021	6,5	30	4,55	400	570,16	800	
26.02.2021	6,61	30	5,01	400	635,24	800	
27.02.2021	5,48	30	5,53	400	529,72	800	
28.02.2021	6,22	30	5,33	400	659,81	800	
Average	**7**	**30**	**5**	**400**	**560**	**800**	

MLV: Maximum Limit Value

Explanations: The monthly average values are calculated on the half hour emissin values. Measured values of the concentrations are calculated at 10 vol. of O_2
Results of the measurments are represented in Nm3 (Nm3 - T=273K, P=102,3kP, dry gasses)
Note: Kiln 4 is in normal operation from 20.02.2021.