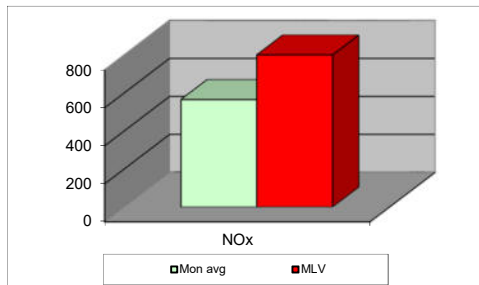
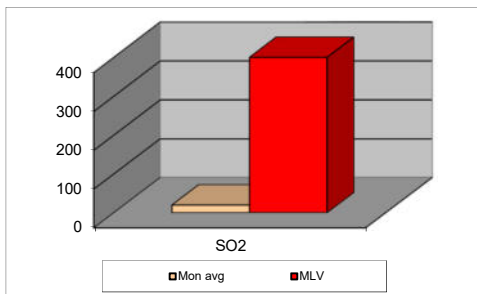
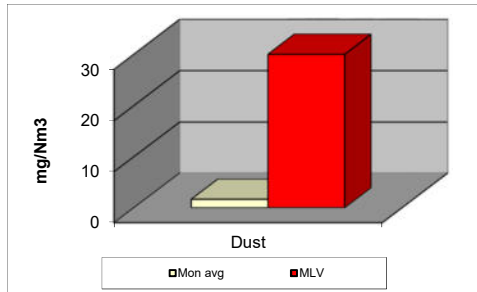


MONTHLY REPORT FROM EMISSION MONITORING IN TITAN CEMENTARNICA USJE - KILN No.4



Feb-20	Dust (mg/Nm ³) МДК 30mg/m ³	МДК 30mg/m ³	SO ₂ (mg/Nm ³) МДК 400mg/m ³	МДК 400mg/m ³	NOx (mg/Nm ³) МДК 800mg/m ³	МДК 800mg/m ³	Comment
2/1/2020	1.79	30	5.37	400	529.73	800	
2/2/2020	1.66	30	2.88	400	608.32	800	
2/3/2020	1.76	30	2	400	466.44	800	
2/4/2020	1.8	30	4.32	400	594.35	800	
2/5/2020	1.44	30	9.66	400	531.55	800	
2/6/2020	1.54	30	15.24	400	601.68	800	
2/7/2020	1.56	30	16.09	400	665.13	800	
2/8/2020	1.68	30	71.61	400	537.59	800	
2/9/2020	1.76	30	84.28	400	553.2	800	
2/10/2020		30		400		800	
2/11/2020		30		400		800	
2/12/2020		30		400		800	
2/13/2020		30		400		800	
2/14/2020		30		400		800	
2/15/2020		30		400		800	
2/16/2020		30		400		800	
2/17/2020		30		400		800	
2/18/2020		30		400		800	
2/19/2020		30		400		800	
2/20/2020		30		400		800	
2/21/2020		30		400		800	
2/22/2020		30		400		800	
2/23/2020		30		400		800	
2/24/2020		30		400		800	
2/25/2020		30		400		800	
2/26/2020		30		400		800	
2/27/2020		30		400		800	
2/28/2020		30		400		800	
2/29/2020		30		400		800	
Average	2	30	20	400	565	800	

MLV: Maximum Limit Value

Explanations: The monthly average values are calculated on the half hour emissin values. Measured values of the concentrations are calculated at 10 vol. of O₂
 Results of the measurments are represented in Nm3 (Nm3 - T=273K, P=102,3kP, dry gasses)

Note: Due to annual maintenance, Kiln 4 is not in operation from 09.02.2020.