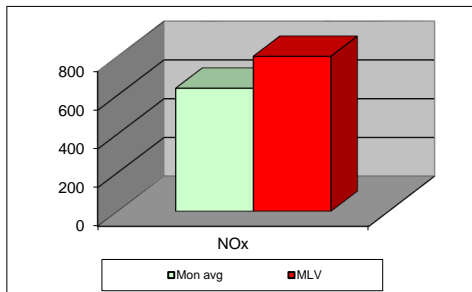
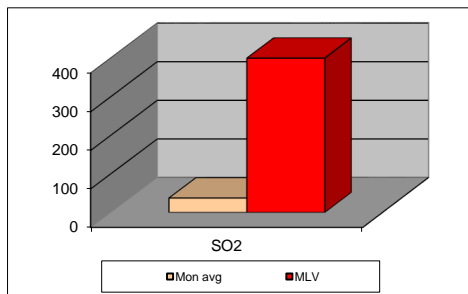
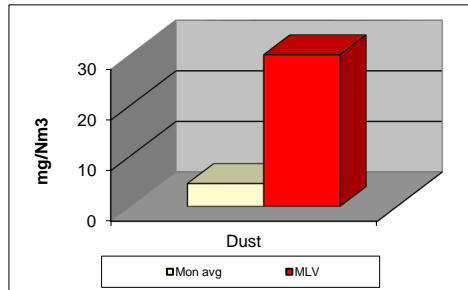


MONTHLY REPORT FROM EMISSION MONITORING IN TITAN CEMENTARNICA USJE - KILN No.3



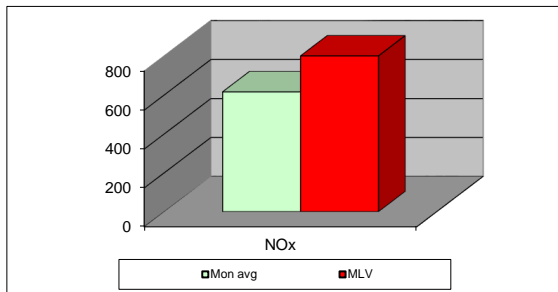
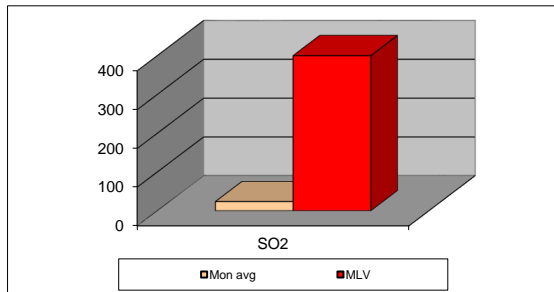
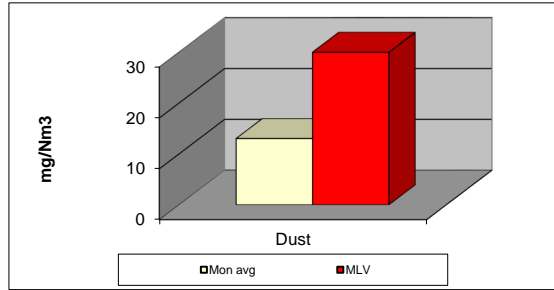
авг.22	Dust (mg/Nm ³) МДК 30mg/m ³	МДК 30mg/m ³	SO ₂ (mg/Nm ³) МДК 400mg/m ³	МДК 400mg/m ³	NOx (mg/Nm ³) МДК 800mg/m ³	МДК 800mg/m ³	Comments
01.08.2022	4,68	30	28,11	400	723,26	800	
02.08.2022	4,61	30	84,84	400	598,43	800	
03.08.2022	4,63	30	13,6	400	560,44	800	
04.08.2022	4,71	30	4,92	400	578,77	800	
05.08.2022	4,6	30	22,1	400	578,76	800	
06.08.2022	4,82	30	7,98	400	536	800	
07.08.2022	4,76	30	17,75	400	569,04	800	
08.08.2022	4,63	30	23,17	400	627,42	800	
09.08.2022	4,56	30	67,34	400	724,96	800	
10.08.2022	4,8	30	137,14	400	660,08	800	
11.08.2022	4,55	30	77,08	400	689,56	800	
12.08.2022	4,69	30	15,08	400	734,41	800	
13.08.2022	4,57	30	18,09	400	716,54	800	
14.08.2022	4,4	30	33,29	400	603,69	800	
15.08.2022	4,23	30	38,25	400	672,37	800	
16.08.2022	4,32	30	29,32	400	675,81	800	
17.08.2022	4,21	30	51,33	400	717,91	800	
18.08.2022	4,32	30	52,45	400	616,83	800	
19.08.2022	4,56	30	66,7	400	539,97	800	
20.08.2022		30		400		800	
21.08.2022	3,78	30	57,3	400	533,96	800	
22.08.2022		30		400		800	
23.08.2022		30		400		800	
24.08.2022		30		400		800	
25.08.2022		30		400		800	
26.08.2022		30		400		800	
27.08.2022		30		400		800	
28.08.2022		30		400		800	
29.08.2022		30		400		800	
30.08.2022		30		400		800	
31.08.2022		30		400		800	
Average	4,5	30	37,5	400	635,7	800	

MLV: Maximum Limit Value

Explanations: The monthly average values are calculated on the half hour emissin values. Measured values of the concentrations are calculated at 10 vol. of O2
Results of the measurments are represented in Nm3 (Nm3 - T=273K, P=101,3kP, dry gas)

Note: Due to service activities, Kiln 3 is not in operation on 20.08.2022. Due to overhaul, Kiln 3 is not in operation from 22.08.2022

MONTHLY REPORT FROM EMISSION MONITORING IN TITAN CEMENTARNICA USJE - KILN No.4



avr.22	Dust (mg/Nm ³) МДК 30mg/m ³	МДК 30mg/m ³	SO ₂ (mg/Nm ³) МДК 400mg/m ³	МДК 400mg/m ³	NOx (mg/Nm ³) МДК 800mg/m ³	МДК 800mg/m ³	Comments
01.08.2022	10,32	30	10,46	400	598,99	800	
02.08.2022	10,9	30	20,12	400	571,87	800	
03.08.2022	10,09	30	15,6	400	545,92	800	
04.08.2022	11,93	30	16,82	400	402,7	800	
05.08.2022	11,89	30	80,87	400	349,18	800	
06.08.2022	11,89	30	48,1	400	325,05	800	
07.08.2022	12,72	30	34,36	400	430,07	800	
08.08.2022	11,95	30	10,16	400	640,04	800	
09.08.2022	12,59	30	14,97	400	550,88	800	
10.08.2022	11,95	30	16,96	400	687,98	800	
11.08.2022		30		400		800	
12.08.2022		30		400		800	
13.08.2022		30		400		800	
14.08.2022		30		400		800	
15.08.2022		30		400		800	
16.08.2022		30		400		800	
17.08.2022		30		400		800	
18.08.2022		30		400		800	
19.08.2022		30		400		800	
20.08.2022		30		400		800	
21.08.2022	12,28	30	16,29	400	599,12	800	
22.08.2022	12,65	30	32,63	400	650,74	800	
23.08.2022	13,85	30	49,37	400	722,93	800	
24.08.2022	13,01	30	13,28	400	665,26	800	
25.08.2022	13,4	30	8,9	400	715,4	800	
26.08.2022	14,2	30	8,55	400	728,79	800	
27.08.2022	15,45	30	27,68	400	759,21	800	
28.08.2022	15,57	30	26,95	400	674,79	800	
29.08.2022	15,49	30	9,04	400	689,08	800	
30.08.2022	15,61	30	25,56	400	764,62	800	
31.08.2022		30		400		800	
Average	13,0	30	23,6	400	615,6	800	

MLV: Maximum Limit Value

Explanations: The monthly average values are calculated on the half hour emissin values. Measured values of the concentrations are calculated at 10 vol. of O2
Results of the measurments are represented in Nm3 (Nm3 - T=273K, P=101,3kP, dry gas)

Note: Due to overhaul, Kiln 4 is not in operation in the period 11-20.08.2022. Due to service activities, Kiln 4 is not in operation on 31.08.2022.