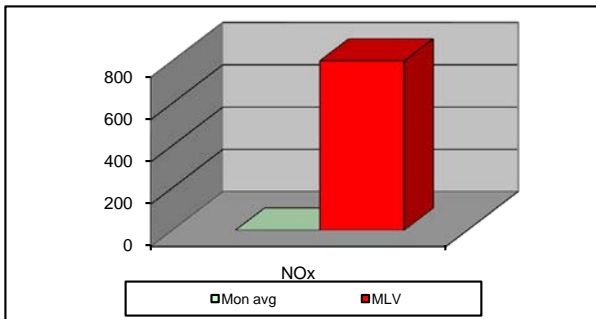
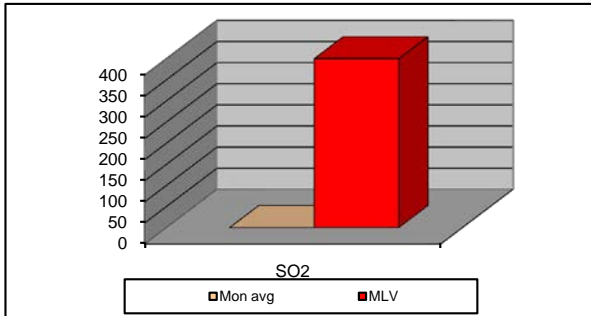
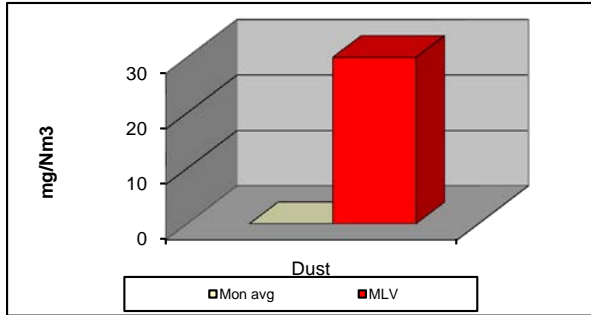


MONTHLY REPORT FROM EMISSION MONITORING IN TITAN CEMENTARNICA USJE - KILN No.3



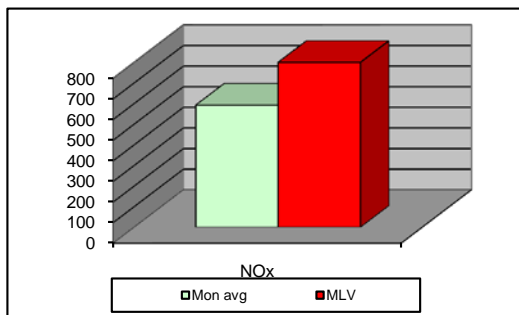
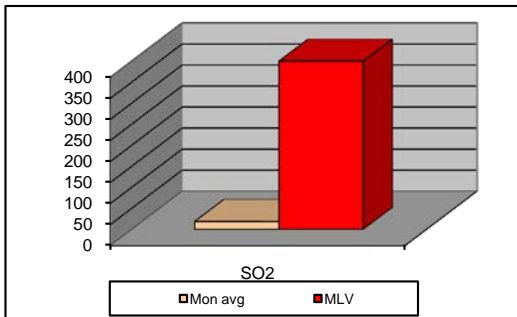
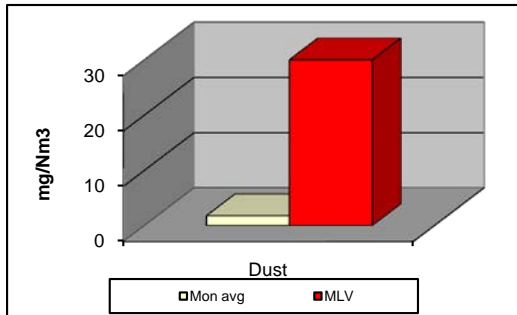
July 2015	Dust (mg/Nm ³) МДК 30mg/m ³	МДК 30mg/m ³	SO ₂ (mg/Nm ³) МДК 400mg/m ³	МДК 400mg/m ³	NO _x (mg/Nm ³) МДК 800mg/m ³	МДК 800mg/m ³	Comments
		30		400		800	
		30		400		800	
		30		400		800	
		30		400		800	
		30		400		800	
		30		400		800	
		30		400		800	
		30		400		800	
		30		400		800	
		30		400		800	
		30		400		800	
		30		400		800	
		30		400		800	
		30		400		800	
		30		400		800	
		30		400		800	
		30		400		800	
		30		400		800	
		30		400		800	
		30		400		800	
		30		400		800	
		30		400		800	
		30		400		800	
		30		400		800	
		30		400		800	
		30		400		800	
		30		400		800	
		30		400		800	
		30		400		800	
		30		400		800	
		30		400		800	
		30		400		800	
		30		400		800	
		30		400		800	
		30		400		800	
		30		400		800	
		30		400		800	
		30		400		800	
		30		400		800	
		30		400		800	
		30		400		800	
		30		400		800	
Average		30		400		800	

MLV: Maximum Limit Value

Explanations: The monthly average values are calculated on the half hour emissin values. Measured values of the concentrations are calculated at 10 vol. of O₂
Results of the measurments are represented in Nm3 (Nm3 - T=273K, P=101,3kP, dry gas)c

Note: Kiln no.3 was not In operation during July 2015

MONTHLY REPORT FROM EMISSION MONITORING IN TITAN CEMENTARNICA USJE - KILN No.4



July 2015	Dust (mg/Nm ³) МДК 30mg/m ³	МДК 30mg/m ³	SO ₂ (mg/Nm ³) МДК 400mg/m ³	МДК 400mg/m ³	NOx (mg/Nm ³) МДК 800mg/m ³	МДК 800mg/m ³	Comments
01.07.2015	1,62	30	15,79	400	687,85	800	
02.07.2015	1,39	30	15,16	400	585,01	800	
03.07.2015	1,44	30	15,54	400	518,24	800	
04.07.2015	1,52	30	15,19	400	554,68	800	
05.07.2015	1,53	30	15,78	400	589,54	800	
06.07.2015	1,91	30	17,61	400	530,92	800	
07.07.2015	1,60	30	22,2	400	560,7	800	
08.07.2015	1,73	30	25,93	400	588,72	800	
09.07.2015	1,96	30	19,68	400	503,08	800	
10.07.2015	1,54	30	18,52	400	552,3	800	
11.07.2015	1,34	30	19,51	400	509,6	800	
12.07.2015	1,61	30	18	400	603,22	800	
13.07.2015	1,47	30	17,47	400	600,16	800	
14.07.2015	1,43	30	13,83	400	561,37	800	
15.07.2015	1,59	30	14,38	400	679,58	800	
16.07.2015		30		400		800	
17.07.2015		30		400		800	
18.07.2015	1,89	30	16,41	400	663,7	800	
19.07.2015	1,99	30	13,56	400	645,78	800	
20.07.2015	2,02	30	14,28	400	601,46	800	
21.07.2015	1,97	30	20,39	400	558,68	800	
22.07.2015	2,03	30	23,21	400	629,68	800	
23.07.2015	2,06	30	25,13	400	681,06	800	
24.07.2015	2,08	30	20,46	400	655,33	800	
25.07.2015	1,97	30	21,31	400	666,31	800	
26.07.2015	1,91	30	22,92	400	664,43	800	
27.07.2015	1,85	30	22,39	400	673,44	800	
28.07.2015	1,98	30	25,52	400	592,57	800	
29.07.2015	2,05	30	23,07	400	584,61	800	
30.07.2015	2	30	14,48	400	486,35	800	
31.07.2015	2,11	30	15,07	400	445,84	800	
Average	1,8	30	18,7	400	592,2	800	

MLV: Maximum Limit Value

Explanations: The monthly average values are calculated on the half hour emission values. Measured values of the concentrations are calculated at 10 vol. of O₂
Results of the measurements are represented in Nm³ (Nm³ - T=273K, P=101,3kP, dry gas)c

Note: Kiln no.4 was not in operation from 16.07.2015 - 17.07.2015