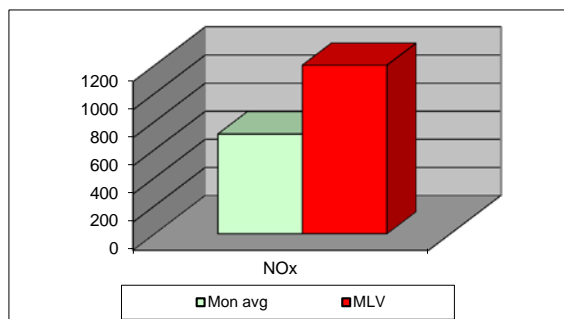
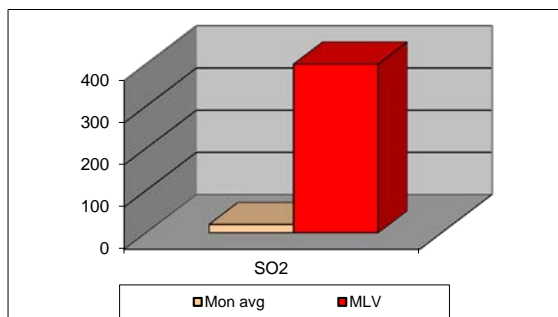
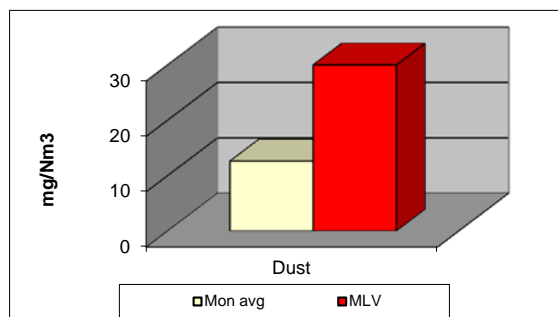


MONTHLY REPORT FROM EMISSION MONITORING IN TITAN CEMENTARNICA USJE - KILN No.3



March 2014	Dust (mg/Nm ³) МДК 30mg/m ³	МДК 30mg/m ³	SO ₂ (mg/Nm ³) МДК 400mg/m ³	МДК 400mg/m ³	NOx (mg/Nm ³) МДК 1200mg/m ³	МДК 1200mg/m ³	Comments
01.03.2014	16,86	30	8,26	400	820,22	1200	
02.03.2014	17,63	30	15,54	400	818,83	1200	
03.03.2014	18,12	30	11,59	400	739,67	1200	
04.03.2014	17,75	30	13,87	400	729,84	1200	
05.03.2014	17,77	30	16,14	400	694,29	1200	
06.03.2014	20,01	30	24,27	400	801,09	1200	
07.03.2014	20,84	30	22,96	400	873,34	1200	
08.03.2014	22,48	30	46,53	400	847,9	1200	
09.03.2014	21,23	30	48,06	400	730,86	1200	
10.03.2014	20,62	30	51,22	400	703,23	1200	
11.03.2014	20,78	30	27,82	400	790,28	1200	
12.03.2014	19,34	30	30,67	400	846,81	1200	
13.03.2014	15,21	30	21,94	400	808,23	1200	
14.03.2014	7,13	30	14,84	400	719,55	1200	
15.03.2014	7,04	30	11,09	400	810,87	1200	
16.03.2014	6,29	30	13,26	400	754,15	1200	
17.03.2014	6,21	30	12,05	400	613,73	1200	
18.03.2014	6,51	30	13,15	400	657,7	1200	
19.03.2014	7,88	30	16,53	400	713,24	1200	
20.03.2014	8,58	30	15,27	400	709,67	1200	
21.03.2014	9,04	30	17,15	400	662,97	1200	
22.03.2014	9,01	30	17,71	400	584,76	1200	
23.03.2014	8,81	30	19,23	400	706,59	1200	
24.03.2014	8,57	30	16,43	400	723,83	1200	
25.03.2014	9,23	30	13,72	400	722,91	1200	
26.03.2014	9,11	30	10,82	400	619,45	1200	
27.03.2014	8,94	30	9,69	400	673,16	1200	
28.03.2014	8,9	30	16,57	400	625,61	1200	
29.03.2014	7,14	30	15,24	400	531,51	1200	
30.03.2014	6,77	30	21,68	400	504,28	1200	
31.03.2014	7,28	30	21,04	400	494,87	1200	
Average	12,6	30	19,8	400	710,8	1200	

MLV: Maximum Limit Value

Eplanations: The monthly average values are calculated on the half hour emissin values. Measured values of the concentrations are calculated at 10 vol. of O₂
Results of the measurments are represented in Nm3 (Nm3 - T=273K, P=101,3kP, dry gas)c

