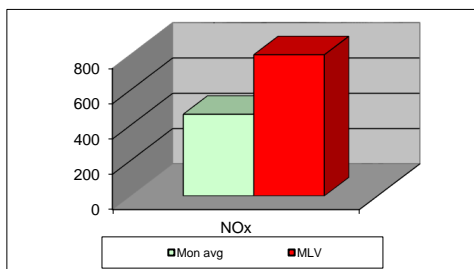
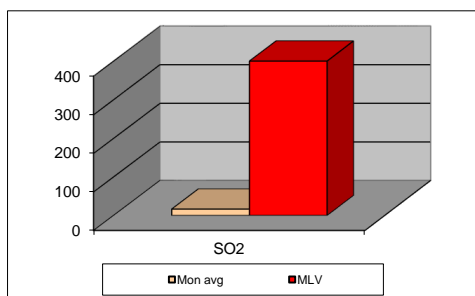
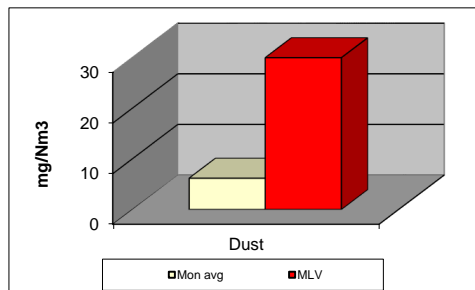


MONTHLY REPORT FROM EMISSION MONITORING IN TITAN CEMENTARNICA USJE - KILN No.3



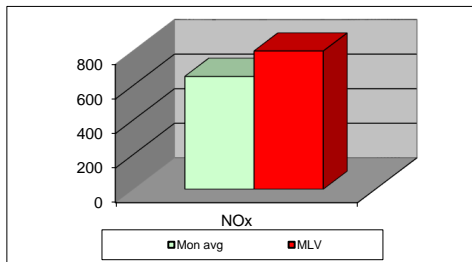
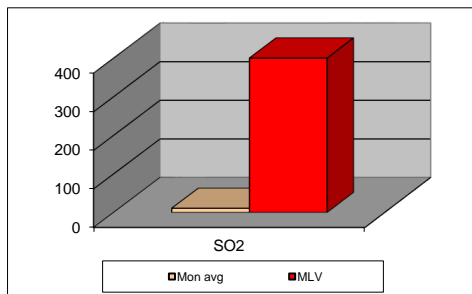
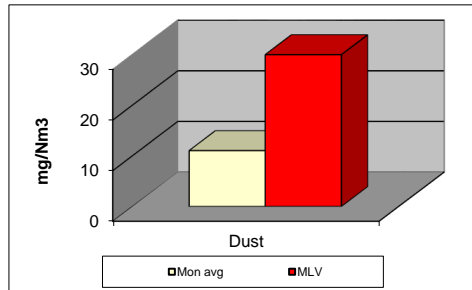
cen.21	Dust (mg/Nm ³) МДК 30mg/m ³	МДК 30mg/m ³	SO ₂ (mg/Nm ³) МДК 400mg/m ³	МДК 400mg/m ³	NOx (mg/Nm ³) МДК 800mg/m ³	МДК 800mg/m ³	Comments
01.09.2021	6,12	30	110,2	400	438,52	800	
02.09.2021	6,27	30	55,93	400	415,73	800	
03.09.2021	6,19	30	27,44	400	377,18	800	
04.09.2021	6,45	30	39,6	400	258,13	800	
05.09.2021	6,46	30	34,17	400	289,86	800	
06.09.2021	6,39	30	14,37	400	318,35	800	
07.09.2021	6,49	30	34,79	400	248,69	800	
08.09.2021	6,25	30	22,74	400	584,42	800	
09.09.2021	6,17	30	26,61	400	475,38	800	
10.09.2021	6,62	30	14,34	400	557,69	800	
11.09.2021	6,92	30	6,49	400	560,01	800	
12.09.2021	6,67	30	16,46	400	354,37	800	
13.09.2021	6,95	30	13,79	400	489,59	800	
14.09.2021	6,93	30	1,7	400	496,25	800	
15.09.2021	6,8	30	16,24	400	566,61	800	
16.09.2021	6,75	30	8,06	400	496,43	800	
17.09.2021	6,43	30	5,97	400	508,91	800	
18.09.2021	6,58	30	3,95	400	382,76	800	
19.09.2021	7,48	30	6,39	400	461,03	800	
20.09.2021	5,39	30	0,68	400	331,98	800	
21.09.2021	5,02	30	2,59	400	364,34	800	
22.09.2021	5,32	30	0,92	400	721,66	800	
23.09.2021	5,59	30	2,63	400	695,46	800	
24.09.2021	5,27	30	6,67	400	524,85	800	
25.09.2021	5,46	30	5,06	400	517,04	800	
26.09.2021	5,58	30	2,22	400	640,26	800	
27.09.2021	5,42	30	1,05	400	507,54	800	
28.09.2021	5,47	30	4,37	400	371,08	800	
29.09.2021	5,56	30	5,66	400	449,58	800	
30.09.2021	5,67	30	6,95	400	459,93	800	
Average	6,19	30	16,65	400	462,59	800	

MLV: Maximum Limit Value

Explanations: The monthly average values are calculated on the half hour emissin values. Measured values of the concentrations are calculated at 10 vol. of O2
Results of the measurments are represented in Nm3 (Nm3 - T=273K, P=101,3kP, dry gas)

Note:

MONTHLY REPORT FROM EMISSION MONITORING IN TITAN CEMENTARNICA USJE - KILN No.4



cen.21	Dust (mg/Nm ³) МДК 30mg/m ³	МДК 30mg/m ³	SO ₂ (mg/Nm ³) МДК 400mg/m ³	МДК 400mg/m ³	NOx (mg/Nm ³) МДК 800mg/m ³	МДК 800mg/m ³	Comments
01.09.2021	10,91	30	9,59	400	621,48	800	
02.09.2021	11,42	30	17,55	400	564,52	800	
03.09.2021	11,78	30	17,69	400	621,94	800	
04.09.2021	10,32	30	8,25	400	598,15	800	
05.09.2021	13,81	30	3,74	400	657,15	800	
06.09.2021	11,04	30	18,06	400	636,2	800	
07.09.2021	10,16	30	7,69	400	693,25	800	
08.09.2021	11,46	30	9,16	400	647,9	800	
09.09.2021	12,63	30	6,82	400	696,51	800	
10.09.2021	10,93	30	7,91	400	659,85	800	
11.09.2021	11,32	30	8,09	400	603,01	800	
12.09.2021	10,13	30	8,02	400	658,33	800	
13.09.2021	12,37	30	7,39	400	588,46	800	
14.09.2021	10,76	30	7,96	400	647,85	800	
15.09.2021	10,09	30	8,79	400	708,69	800	
16.09.2021	10,1	30	8,56	400	544,31	800	
17.09.2021	11,61	30	7,9	400	609,22	800	
18.09.2021	10,12	30	8,74	400	608,74	800	
19.09.2021	10,62	30	8,19	400	669,92	800	
20.09.2021	10,94	30	8,67	400	577,88	800	
21.09.2021	10,03	30	6,74	400	673,01	800	
22.09.2021	9,58	30	38,59	400	772,99	800	
23.09.2021	18,46	30	6,8	400	793,76	800	
24.09.2021	14,86	30	5,64	400	757,03	800	
25.09.2021	10,62	30	12,15	400	713,12	800	
26.09.2021	10,28	30	6,94	400	654,01	800	
27.09.2021	9,66	30	13,23	400	666,95	800	
28.09.2021	9,67	30	21,87	400	765,56	800	
29.09.2021	6,71	30	34,24	400	609,32	800	
30.09.2021	7,65	30	7,51	400	673,04	800	
Average	11,04	30	10,93	400	653,03	800	

MLV: Maximum Limit Value

Explanations: The monthly average values are calculated on the half hour emissin values. Measured values of the concentrations are calculated at 10 vol. of O2
Results of the measurments are represented in Nm3 (Nm3 - T=273K, P=101,3kP, dry gas)

Note: