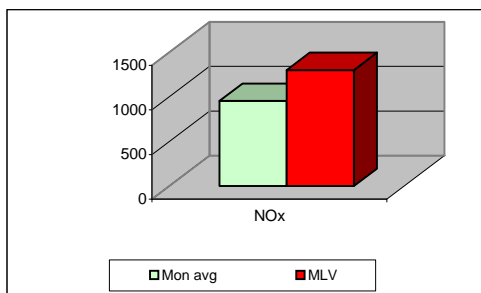
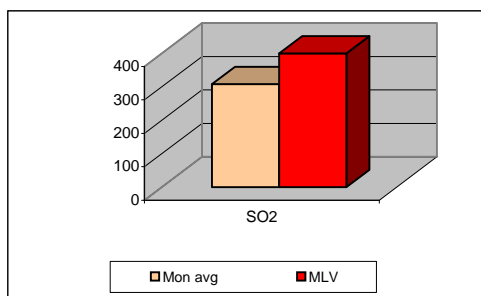
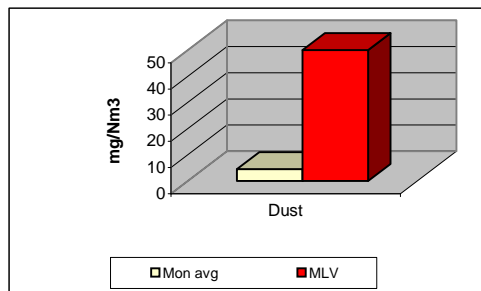


## MONTHLY REPORT FROM EMISSION MONITORING IN TITAN CEMENTARNICA USJE - KILN No.3

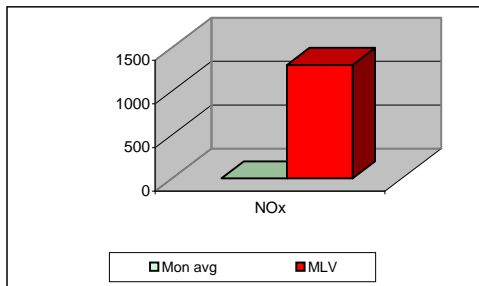
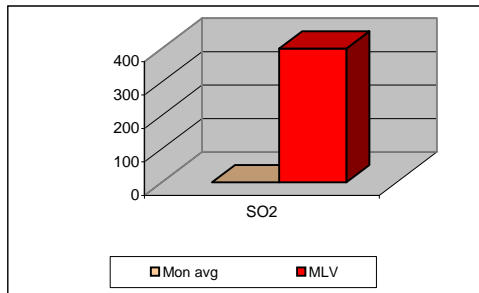
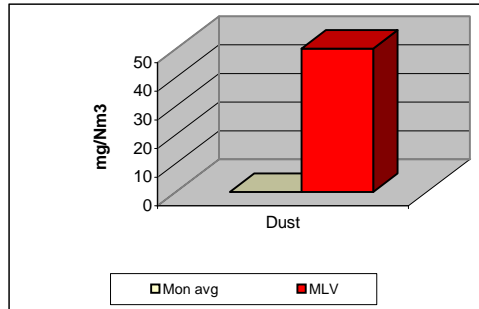


February 2011	Dust		SO <sub>2</sub>		NO <sub>x</sub>		Comments
	(mg/Nm <sup>3</sup> ) МДК 50mg/m <sup>3</sup>	МДК 50mg/m <sup>3</sup>	(mg/Nm <sup>3</sup> ) МДК 400mg/m <sup>3</sup>	МДК 400mg/m <sup>3</sup>	(mg/Nm <sup>3</sup> ) МДК 1300mg/m <sup>3</sup>	МДК 1300mg/m <sup>3</sup>	
1	5	50	231	400	942	1300	
2	5	50	248	400	940	1300	
3	5	50	289	400	977	1300	
4	5	50	263	400	1002	1300	
5	5	50	253	400	1027	1300	
6	5	50	237	400	1073	1300	
7	4	50	255	400	1044	1300	
8	4	50	252	400	890	1300	
9	4	50	242	400	942	1300	
10	4	50	255	400	941	1300	
11	4	50	302	400	1032	1300	
12	4	50	338	400	986	1300	
13	4	50	298	400	845	1300	
14	4	50	336	400	834	1300	
15	4	50	331	400	826	1300	
16	4	50	352	400	950	1300	
17	4	50	341	400	848	1300	
18	4	50	311	400	852	1300	
19	4	50	309	400	964	1300	
20	4	50	340	400	951	1300	
21	5	50	306	400	972	1300	
22	5	50	325	400	879	1300	
23	5	50	327	400	889	1300	
24	5	50	360	400	821	1300	
25	5	50	337	400	902	1300	
26	5	50	373	400	1114	1300	
27	5	50	429	400	1232	1300	
28	4	50	383	400	1072	1300	
		50		400		1300	
		50		400		1300	
		50		400		1300	
<b>Average</b>	<b>4</b>	<b>50</b>	<b>308</b>	<b>400</b>	<b>955</b>	<b>1300</b>	

**MLV: Maximum Limit Value**

Eplanations: The monthly average values are calculated on the half hour emissin values. Measured values of the concentrations are calculated at 10 vol. of O<sub>2</sub>  
 Results of the measurments are represented in Nm3 (Nm3 - T=273K, P=101,3kP, dry gas)c

**MONTHLY REPORT FROM EMISSION MONITORING IN TITAN CEMENTARNICA USJE - KILN No.4**



February 2011	Dust (mg/Nm <sup>3</sup> ) МДК 50mg/m <sup>3</sup>	МДК 50mg/m <sup>3</sup>	SO <sub>2</sub> (mg/Nm <sup>3</sup> ) МДК 400mg/m <sup>3</sup>	МДК 400mg/m <sup>3</sup>	NO <sub>x</sub> (mg/Nm <sup>3</sup> ) МДК 1300mg/m <sup>3</sup>	МДК 1300mg/m <sup>3</sup>	Comments
1		50		400		1300	
2		50		400		1300	
3		50		400		1300	
4		50		400		1300	
5		50		400		1300	
6		50		400		1300	
7		50		400		1300	
8		50		400		1300	
9		50		400		1300	
10		50		400		1300	
11		50		400		1300	
12		50		400		1300	
13		50		400		1300	
14		50		400		1300	
15		50		400		1300	
16		50		400		1300	
17		50		400		1300	
18		50		400		1300	
19		50		400		1300	
20		50		400		1300	
21		50		400		1300	
22		50		400		1300	
23		50		400		1300	
24		50		400		1300	
25		50		400		1300	
26		50		400		1300	
27		50		400		1300	
28		50		400		1300	
29		50		400		1300	
30		50		400		1300	
31		50		400		1300	
<b>Average</b>		<b>50</b>		<b>400</b>		<b>1300</b>	

**MLV: Maximum Limit Value**

Explanations: The monthly average values are calculated on the half hour emissin values. Measured values of the concentrations are calculated at 10 vol. of O<sub>2</sub>  
 Results of the measurments are represented in Nm3 (Nm3 - T=273K, P=101,3kP, dry gasses)c