MONTHLY REPORT FROM EMISSION MONITORING IN TITAN CEMENTARNICA USJE - KILN No.3

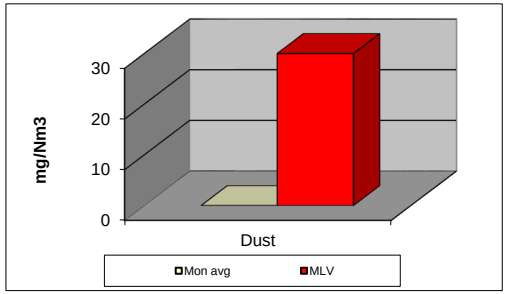

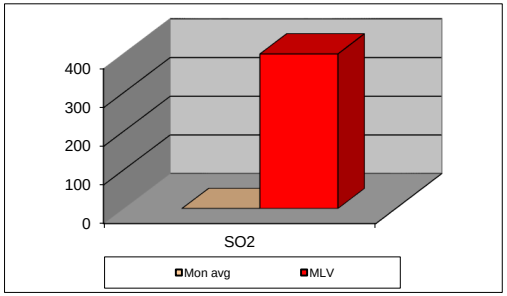

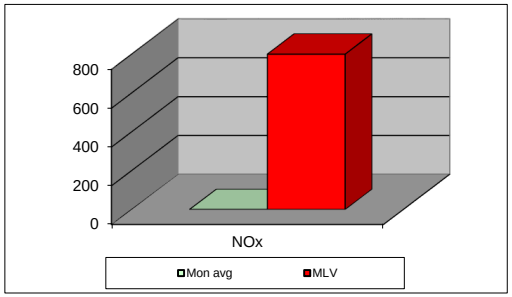

фев.22	Dust (mg/Nm^3) МДК $30mg/m^3$	МДК $30mg/m^3$	SO_2 (mg/Nm^3) МДК $400mg/m^3$	МДК $400mg/m^3$	NOx (mg/Nm^3) МДК $800mg/m^3$	МДК $800mg/m^3$	Comments
01.02.2022		30		400		800	
02.02.2022		30		400		800	
03.02.2022		30		400		800	
04.02.2022		30		400		800	
05.02.2022		30		400		800	
06.02.2022		30		400		800	
07.02.2022		30		400		800	
08.02.2022		30		400		800	
09.02.2022		30		400		800	
10.02.2022		30		400		800	
11.02.2022		30		400		800	
12.02.2022		30		400		800	
13.02.2022		30		400		800	
14.02.2022		30		400		800	
15.02.2022		30		400		800	
16.02.2022		30		400		800	
17.02.2022		30		400		800	
18.02.2022		30		400		800	
19.02.2022		30		400		800	
20.02.2022		30		400		800	
21.02.2022		30		400		800	
22.02.2022		30		400		800	
23.02.2022		30		400		800	
24.02.2022		30		400		800	
25.02.2022		30		400		800	
26.02.2022		30		400		800	
27.02.2022		30		400		800	
28.02.2022		30		400		800	
Average		**30**		**400**		**800**	

MLV: Maximum Limit Value

Explanations: The monthly average values are calculated on the half hour emissin values. Measured values of the concentrations are calculated at 10 vol. of O2
Results of the measurments are represented in Nm3 (Nm3 - T=273K, P=101,3kP, dry gas)c
Note: Due to annual maintenance, Kiln 3 is not in operation in February.

MONTHLY REPORT FROM EMISSION MONITORING IN TITAN CEMENTARNICA USJE - KILN No.4

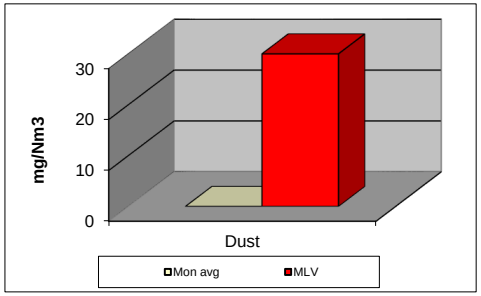

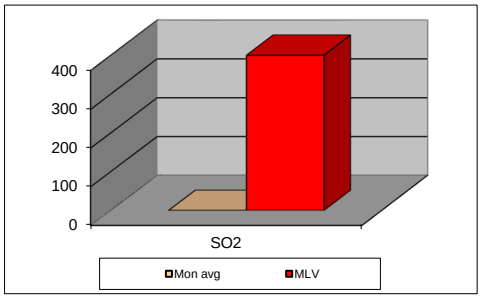

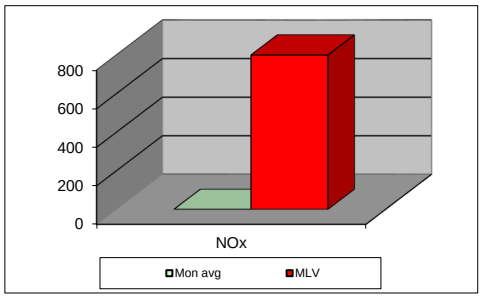

фев.22	Dust (mg/Nm^3) МДК 30mg/m^3	МДК 30mg/m^3	SO_2 (mg/Nm^3) МДК 400mg/m^3	МДК 400mg/m^3	NOx (mg/Nm^3) МДК 800mg/m^3	МДК 800mg/m^3	Comment
01.02.2022		30		400		800	
02.02.2022		30		400		800	
03.02.2022		30		400		800	
04.02.2022		30		400		800	
05.02.2022		30		400		800	
06.02.2022		30		400		800	
07.02.2022		30		400		800	
08.02.2022		30		400		800	
09.02.2022		30		400		800	
10.02.2022		30		400		800	
11.02.2022		30		400		800	
12.02.2022		30		400		800	
13.02.2022		30		400		800	
14.02.2022		30		400		800	
15.02.2022		30		400		800	
16.02.2022		30		400		800	
17.02.2022		30		400		800	
18.02.2022		30		400		800	
19.02.2022		30		400		800	
20.02.2022		30		400		800	
21.02.2022		30		400		800	
22.02.2022		30		400		800	
23.02.2022		30		400		800	
24.02.2022		30		400		800	
25.02.2022		30		400		800	
26.02.2022		30		400		800	
27.02.2022		30		400		800	
28.02.2022		30		400		800	
Average		**30**		**400**		**800**	

MLV: Maximum Limit Value

Explanations: The monthly average values are calculated on the half hour emissin values. Measured values of the concentrations are calculated at 10 vol. of O_2
Results of the measurments are represented in Nm3 (Nm3 - T=273K, P=102,3kP, dry gasses)
Note: Due to annual maintenance, Kiln 4 is not in operation in February.