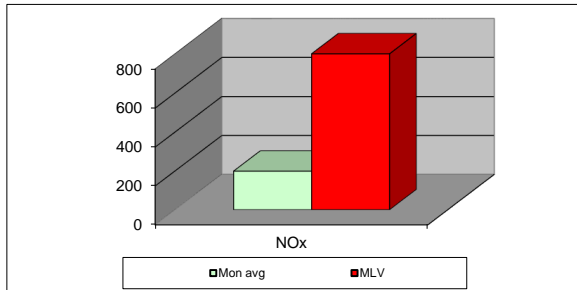
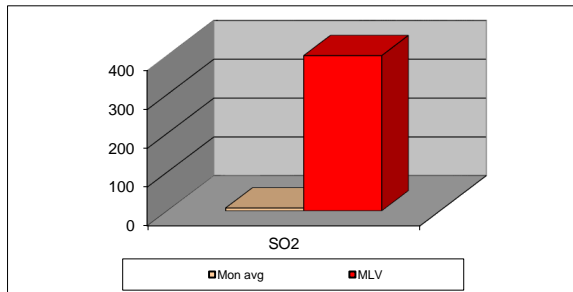
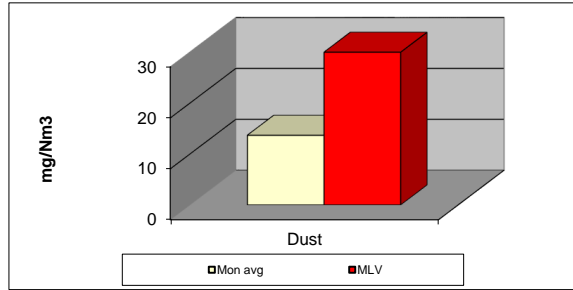


**MONTHLY REPORT FROM EMISSION MONITORING IN TITAN CEMENTARNICA USJE - KILN No.3**



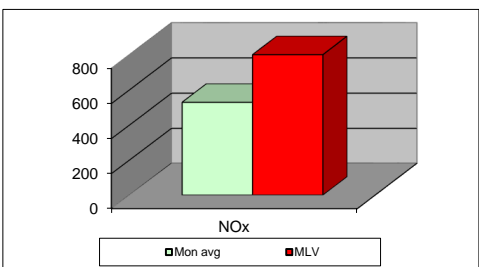
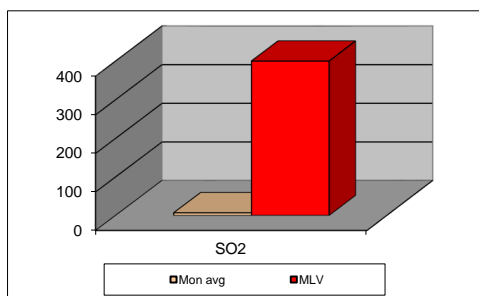
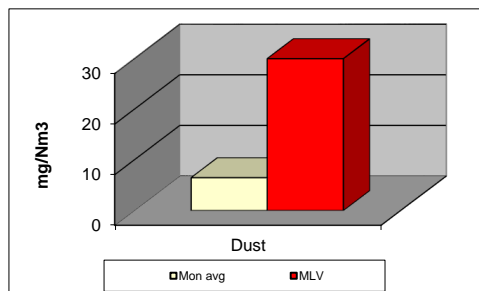
anp.21	Dust (mg/Nm <sup>3</sup> ) МДК 30mg/m <sup>3</sup>	МДК 30mg/m <sup>3</sup>	SO <sub>2</sub> (mg/Nm <sup>3</sup> ) МДК 400mg/m <sup>3</sup>	МДК 400mg/m <sup>3</sup>	NOx (mg/Nm <sup>3</sup> ) МДК 800mg/m <sup>3</sup>	МДК 800mg/m <sup>3</sup>	Comments
01.04.2021	11,14	30	23,17	400	221,61	800	
02.04.2021	11,1	30	20,45	400	136,05	800	
03.04.2021	11,08	30	4,92	400	248,49	800	
04.04.2021	11,25	30	1,9	400	289,82	800	
05.04.2021	11,79	30	9,91	400	272,36	800	
06.04.2021	11,5	30	8,22	400	311,01	800	
07.04.2021	12,34	30	19,57	400	150,35	800	
08.04.2021	16,62	30	9,65	400	314,82	800	
09.04.2021	16,05	30	5,49	400	154,64	800	
10.04.2021	13,62	30	6,51	400	71,78	800	
11.04.2021	12,03	30	7,49	400	157,8	800	
12.04.2021	11,84	30	5,49	400	77,98	800	
13.04.2021	11,97	30	3,94	400	65,96	800	
14.04.2021	13,27	30	2,27	400	68,38	800	
15.04.2021	14,98	30	5,16	400	174,71	800	
16.04.2021	14,87	30	1,22	400	222,6	800	
17.04.2021	13,81	30	0,43	400	122,84	800	
18.04.2021	13,11	30	0,67	400	136,03	800	
19.04.2021	14,05	30	1,78	400	208,64	800	
20.04.2021	14,19	30	3,56	400	202,09	800	
21.04.2021	12,81	30	40,58	400	133,09	800	
22.04.2021	14,5	30	1,21	400	349,37	800	
23.04.2021		30		400		800	
24.04.2021	13,7	30	8,79	400	579,42	800	
25.04.2021	13,63	30	5,54	400	518,53	800	
26.04.2021	16,21	30	6,34	400	214,55	800	
27.04.2021	16,52	30	4,69	400	129,34	800	
28.04.2021	16,53	30	7,12	400	240,07	800	
29.04.2021	16,38	30	7,34	400	299,97	800	
30.04.2021	17,31	30	4,37	400	278,54	800	
<b>Average</b>	<b>13,68</b>	<b>30</b>	<b>7,30</b>	<b>400</b>	<b>198,39</b>	<b>800</b>	

**MLV: Maximum Limit Value**

Explanations: The monthly average values are calculated on the half hour emissin values. Measured values of the concentrations are calculated at 10 vol. of O2  
Results of the measurments are represented in Nm3 (Nm3 - T=273K, P=101,3kP, dry gas)

**Note: Due to service activities, Kiln 3 is not in operation on 23.04.2021.**

## MONTHLY REPORT FROM EMISSION MONITORING IN TITAN CEMENTARNICA USJE - KILN No.4



anp.21	Dust (mg/Nm <sup>3</sup> ) МДК 30mg/m <sup>3</sup>	МДК 30mg/m <sup>3</sup>	SO <sub>2</sub> (mg/Nm <sup>3</sup> ) МДК 400mg/m <sup>3</sup>	МДК 400mg/m <sup>3</sup>	NOx (mg/Nm <sup>3</sup> ) МДК 800mg/m <sup>3</sup>	МДК 800mg/m <sup>3</sup>	Comments
01.04.2021	9,5	30	6,9	400	529,99	800	
02.04.2021	8,13	30	7,39	400	485,89	800	
03.04.2021	7,44	30	7,67	400	479,74	800	
04.04.2021	5,92	30	6,84	400	468,62	800	
05.04.2021	7,44	30	5,94	400	436,64	800	
06.04.2021	7,58	30	5,49	400	469,19	800	
07.04.2021	7,41	30	5,89	400	624,8	800	
08.04.2021	7,4	30	5,23	400	562,67	800	
09.04.2021	7,61	30	4,5	400	591,24	800	
10.04.2021	7,31	30	5,8	400	549,14	800	
11.04.2021	5,98	30	8,1	400	449,21	800	
12.04.2021	6,15	30	6,35	400	572,3	800	
13.04.2021	5,86	30	7,02	400	395,09	800	
14.04.2021	5,65	30	8,25	400	426,99	800	
15.04.2021	5,09	30	7,36	400	639,12	800	
16.04.2021	5,86	30	8,08	400	570,71	800	
17.04.2021	5,75	30	6,89	400	635,92	800	
18.04.2021	6,12	30	6,91	400	650,24	800	
19.04.2021	6,03	30	7,63	400	593,25	800	
20.04.2021	5,43	30	6,6	400	571,19	800	
21.04.2021	6,16	30	5,48	400	579,09	800	
22.04.2021	6,98	30	6,88	400	445,46	800	
23.04.2021	5,95	30	7,75	400	483,98	800	
24.04.2021	6,14	30	8,07	400	645,41	800	
25.04.2021	6,31	30	7,66	400	543,85	800	
26.04.2021	5,95	30	6,04	400	439,84	800	
27.04.2021	5,55	30	6,66	400	482,6	800	
28.04.2021	5,78	30	7,79	400	528,06	800	
29.04.2021	5,93	30	8,03	400	502,14	800	
30.04.2021	6,9	30	9,18	400	575,77	800	
<b>Average</b>	<b>6,49</b>	<b>30</b>	<b>6,92</b>	<b>400</b>	<b>529,78</b>	<b>800</b>	

**MLV: Maximum Limit Value**

Explanations: The monthly average values are calculated on the half hour emissin values. Measured values of the concentrations are calculated at 10 % (vol.) of O2  
Results of the measurments are represented in Nm3 (Nm3 - T=273K, P=101,3kP, dry gas)c

**Note:**