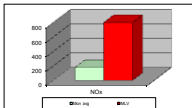
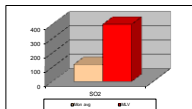
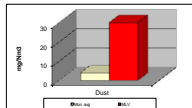


MONTHLY REPORT FROM EMISSION MONITORING IN TITAN CEMENTARница USJE - KILN No.3



February 2019	Dust (mg/Nm ³) MDK 30mg/m ³	MDK 30mg/m ³	SO ₂ (mg/Nm ³) MDK 400mg/m ³	MDK 400mg/m ³	NOx (mg/Nm ³) MDK 800mg/m ³	MDK 800mg/m ³	Comments
01.02.2019		30		400		800	
02.02.2019		30		400		800	
03.02.2019		30		400		800	
04.02.2019		30		400		800	
05.02.2019		30		400		800	
06.02.2019		30		400		800	
07.02.2019		30		400		800	
08.02.2019		30		400		800	
09.02.2019		30		400		800	
10.02.2019		30		400		800	
11.02.2019		30		400		800	
12.02.2019		30		400		800	
13.02.2019		30		400		800	
14.02.2019		30		400		800	
15.02.2019		30		400		800	
16.02.2019		30		400		800	
17.02.2019		30		400		800	
18.02.2019		30		400		800	
19.02.2019		30		400		800	
20.02.2019		30		400		800	
21.02.2019		30		400		800	
22.02.2019		30		400		800	
23.02.2019		30		400		800	
24.02.2019		30		400		800	
25.02.2019		30		400		800	
26.02.2019		30		400		800	
27.02.2019		30		400		800	
28.02.2019	3,96	30	118,89	400	177,56	800	
Average	4,0	30	118,9	400	177,6	800	

MLV: Maximum Limit Value

Explanation: The monthly average values are calculated on the half hour emission values. Measured values of the concentrations are calculated at 10 vol. of O₂. Results of the measurements are represented in Nm³ (Nm³ - T=273K, P=101,3kPa, dry gas).

Note: After overhaul, Kiln no.3 is in normal operation from 28.02.2019.

