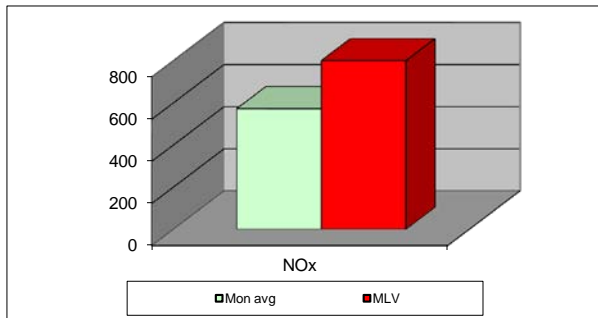
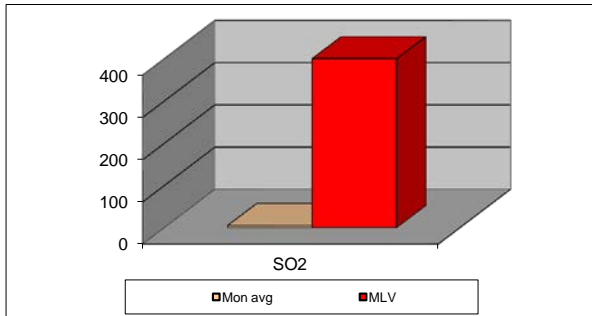
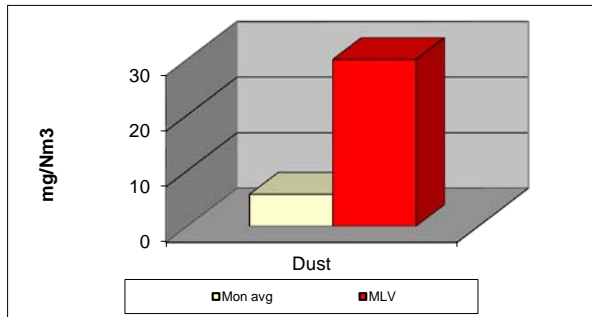


MONTHLY REPORT FROM EMISSION MONITORING IN TITAN CEMENTARNICA USJE - KILN No.3



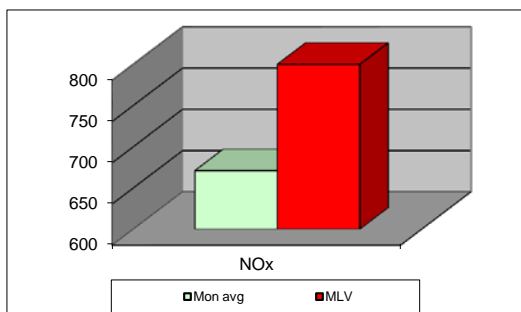
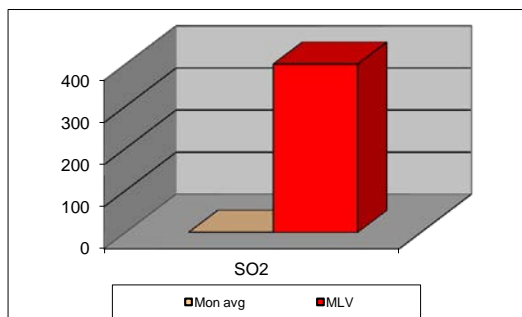
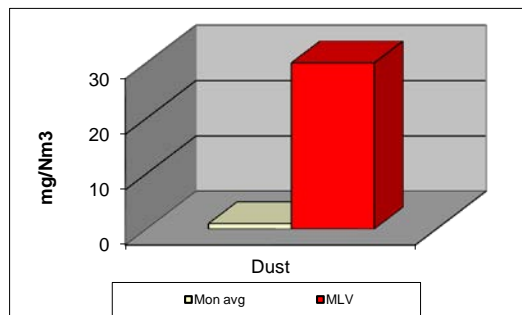
July 2016	Dust (mg/Nm ³) МДК 30mg/m ³	МДК 30mg/m ³	SO ₂ (mg/Nm ³) МДК 400mg/m ³	МДК 400mg/m ³	NOx (mg/Nm ³) МДК 800mg/m ³	МДК 800mg/m ³	Comments
01.07.2016	4,11	30	19,53	400	651,15	800	
02.07.2016	3,88	30	8,42	400	699	800	
03.07.2016	4,03	30	4,97	400	738,37	800	
04.07.2016	3,84	30	1,62	400	724,58	800	
05.07.2016	3,95	30	8,55	400	698,39	800	
06.07.2016	4,05	30	6,34	400	647,43	800	
07.07.2016	3,94	30	5,19	400	678,55	800	
08.07.2016	4,09	30	3,38	400	692,16	800	
09.07.2016	4,59	30	13,67	400	625,09	800	
10.07.2016	4,58	30	7,12	400	665,36	800	
11.07.2016	4,68	30	8,54	400	630,8	800	
12.07.2016	6,34	30	4,98	400	593,04	800	
13.07.2016	7,1	30	4,72	400	545,27	800	
14.07.2016	7,13	30	4,72	400	509,91	800	
15.07.2016	6,87	30	2,33	400	508,14	800	
16.07.2016	6,18	30	1,89	400	542,2	800	
17.07.2016	6	30	2,12	400	501,41	800	
18.07.2016	6,43	30	1,93	400	510,44	800	
19.07.2016	5,95	30	1,37	400	597,02	800	
20.07.2016	5,98	30	1,26	400	521,72	800	
21.07.2016	6,59	30	2,8	400	491,7	800	
22.07.2016	6,62	30	3,62	400	457,02	800	
23.07.2016	6,96	30	7	400	440,48	800	
24.07.2016	7,36	30	5,75	400	586,8	800	
25.07.2016	6,82	30	4,21	400	550,01	800	
26.07.2016	6,48	30	1,63	400	501,05	800	
27.07.2016	6,47	30	2,97	400	495,75	800	
28.07.2016	6,68	30	2,19	400	456,54	800	
29.07.2016	6,5	30	1,34	400	459,07	800	
30.07.2016	7,04	30	2,77	400	504,37	800	
31.07.2016	7	30	5,43	400	515,04	800	
Average	6	30	5	400	572	800	

MLV: Maximum Limit Value

Explanations: The monthly average values are calculated on the half hour emissin values. Measured values of the concentrations are calculated at 10 vol. of O2
Results of the measurments are represented in Nm3 (Nm3 - T=273K, P=101,3kP, dry gas)

Note:

MONTHLY REPORT FROM EMISSION MONITORING IN TITAN CEMENTARNICA USJE - KILN No.4



July 2016	Dust (mg/Nm ³) МДК 30mg/m ³	МДК 30mg/m ³	SO ₂ (mg/Nm ³) МДК 400mg/m ³	МДК 400mg/m ³	NO _x (mg/Nm ³) МДК 800mg/m ³	МДК 800mg/m ³	Comments
01.07.2016	0,94	30	0,25	400	654,6	800	
02.07.2016	0,88	30	0,57	400	660,49	800	
03.07.2016	1,13	30	0,02	400	641,03	800	
04.07.2016	0,80	30	0,11	400	686,28	800	
05.07.2016	0,97	30	0,36	400	669,85	800	
06.07.2016	1,06	30	0,62	400	676,82	800	
07.07.2016	0,95	30	0,67	400	674,32	800	
08.07.2016	1,05	30	0,35	400	705,17	800	
09.07.2016		30		400		800	
10.07.2016		30		400		800	
11.07.2016		30		400		800	
12.07.2016		30		400		800	
13.07.2016		30		400		800	
14.07.2016		30		400		800	
15.07.2016		30		400		800	
16.07.2016		30		400		800	
17.07.2016		30		400		800	
18.07.2016		30		400		800	
19.07.2016		30		400		800	
20.07.2016		30		400		800	
21.07.2016		30		400		800	
22.07.2016		30		400		800	
23.07.2016		30		400		800	
24.07.2016		30		400		800	
25.07.2016		30		400		800	
26.07.2016		30		400		800	
27.07.2016		30		400		800	
28.07.2016		30		400		800	
29.07.2016		30		400		800	
30.07.2016		30		400		800	
31.07.2016		30		400		800	
Average	1,0	30	0,4	400	671,1	800	

MLV: Maximum Limit Value

Explanations: The monthly average values are calculated on the half hour emissin values. Measured values of the concentrations are calculated at 10 vol. of O2
Results of the measurments are represented in Nm3 (Nm3 - T=273K, P=101,3kP, dry gas)

Note: Kiln no.4 was not In operation from 09.07.2016