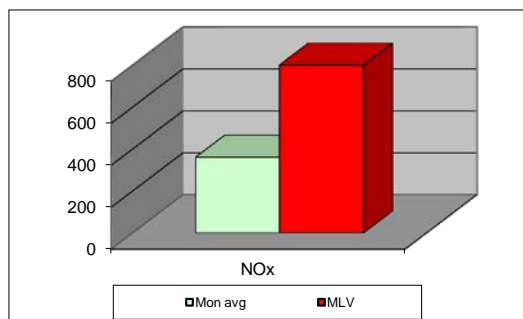
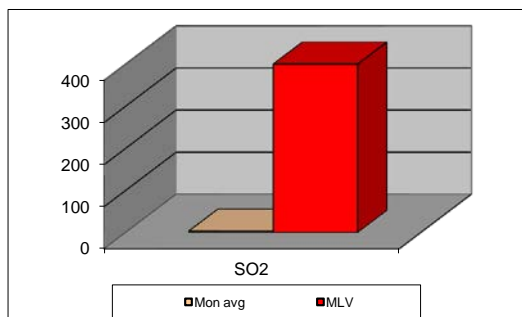
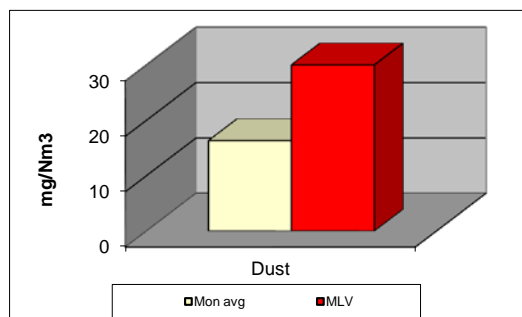


## MONTHLY REPORT FROM EMISSION MONITORING IN TITAN CEMENTARNICA USJE - KILN No.3



December 2016	Dust (mg/Nm <sup>3</sup> ) МДК 30mg/m <sup>3</sup>	МДК 30mg/m <sup>3</sup>	SO <sub>2</sub> (mg/Nm <sup>3</sup> ) МДК 400mg/m <sup>3</sup>	МДК 400mg/m <sup>3</sup>	NO <sub>x</sub> (mg/Nm <sup>3</sup> ) МДК 800mg/m <sup>3</sup>	МДК 800mg/m <sup>3</sup>	Comments
01.12.2016		30		400		800	
02.12.2016		30		400		800	
03.12.2016		30		400		800	
04.12.2016		30		400		800	
05.12.2016		30		400		800	
06.12.2016	28,92	30	4,03	400	640,81	800	
07.12.2016	26,68	30	25,17	400	425,43	800	
08.12.2016	26,29	30	1,35	400	239,4	800	
09.12.2016	19,02	30	1,15	400	254,18	800	
10.12.2016	15,96	30	0,98	400	218,06	800	
11.12.2016	17,65	30	2,84	400	244,7	800	
12.12.2016	16,37	30	0,5	400	196,52	800	
13.12.2016	17,3	30	0,31	400	243,78	800	
14.12.2016	19,42	30	1,36	400	348,6	800	
15.12.2016	17,53	30	1,42	400	272,22	800	
16.12.2016	18,89	30	1,51	400	340,48	800	
17.12.2016	18,22	30	1,64	400	316,15	800	
18.12.2016	18,02	30	1,05	400	356,35	800	
19.12.2016	19,64	30	1,86	400	369,72	800	
20.12.2016	21,19	30	2,57	400	328,33	800	
21.12.2016	20,84	30	1,55	400	217,72	800	
22.12.2016	15,34	30	2,76	400	320,31	800	
23.12.2016	10,87	30	1,48	400	340,51	800	
24.12.2016	11,84	30	1,32	400	335,16	800	
25.12.2016	9,46	30	0,41	400	234,15	800	
26.12.2016	8,86	30	3,12	400	477,45	800	
27.12.2016	9,99	30	7,49	400	619,17	800	
28.12.2016	11,1	30	4,78	400	631,22	800	
29.12.2016	10,65	30	6,75	400	659,64	800	
30.12.2016	10,82	30	2,63	400	659,42	800	
31.12.2016	12,71	30	7,66	400	614,05	800	
<b>Average</b>	<b>16,3</b>	<b>30</b>	<b>3,2</b>	<b>400</b>	<b>360,4</b>	<b>800</b>	

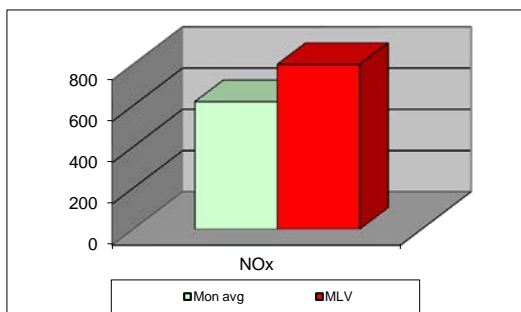
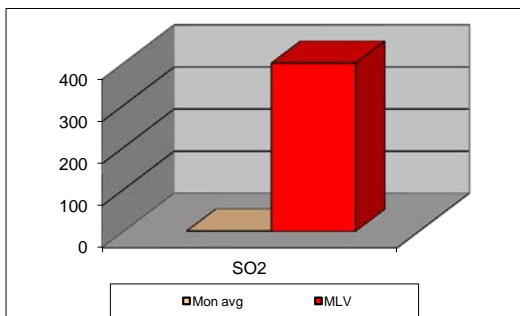
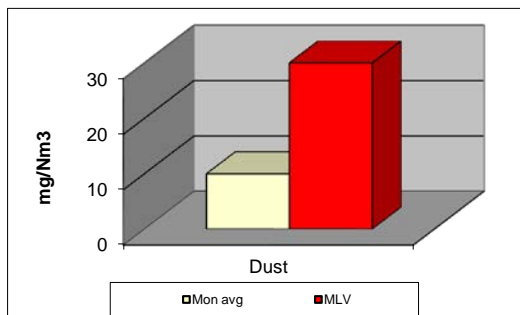
**MLV: Maximum Limit Value**

Explanations: The monthly average values are calculated on the half hour emissin values. Measured values of the concentrations are calculated at 10 vol. of O2

Results of the measurments are represented in Nm3 (Nm3 - T=273K, P=101,3kP, dry gas)

**Note: Kiln no.3 that was not in operation from 28.10.2016, it was started from 07.12.2016.**

## MONTHLY REPORT FROM EMISSION MONITORING IN TITAN CEMENTARNICA USJE - KILN No.4



December 2016	Dust (mg/Nm <sup>3</sup> ) МДК 30mg/m <sup>3</sup>	МДК 30mg/m <sup>3</sup>	SO <sub>2</sub> (mg/Nm <sup>3</sup> ) МДК 400mg/m <sup>3</sup>	МДК 400mg/m <sup>3</sup>	NOx (mg/Nm <sup>3</sup> ) МДК 800mg/m <sup>3</sup>	МДК 800mg/m <sup>3</sup>	Comments
01.12.2016	16,03	30	0	400	627,42	800	
02.12.2016	14,07	30	0,23	400	467,43	800	
03.12.2016	8,11	30	0	400	570,85	800	
04.12.2016	17,33	30	0	400	462,15	800	
05.12.2016		30		400		800	
06.12.2016		30		400		800	
07.12.2016		30		400		800	
08.12.2016		30		400		800	
09.12.2016		30		400		800	
10.12.2016		30		400		800	
11.12.2016		30		400		800	
12.12.2016	0,63	30	0,36	400	685,61	800	
13.12.2016	3,56	30	0	400	695,69	800	
14.12.2016	13,06	30	0	400	548,61	800	
15.12.2016	13,12	30	0,18	400	571,44	800	
16.12.2016	8,27	30	0	400	612,93	800	
17.12.2016	11,23	30	4,02	400	637,11	800	
18.12.2016	13,14	30	0	400	597,35	800	
19.12.2016	13,06	30	10	400	711,3	800	
20.12.2016	12,9	30	0,21	400	672,81	800	
21.12.2016	10,27	30	0,04	400	701,51	800	
22.12.2016	9,62	30	1,08	400	659,67	800	
23.12.2016	7,03	30	0	400	568,57	800	
24.12.2016	8,48	30	0,03	400	598,53	800	
25.12.2016	8,74	30	0	400	631,52	800	
26.12.2016	8,83	30	0,16	400	639,64	800	
27.12.2016	8,15	30	0	400	581,91	800	
28.12.2016	7,4	30	0,06	400	676,05	800	
29.12.2016	8,46	30	0,19	400	651,94	800	
30.12.2016	7,73	30	0	400	658,33	800	
31.12.2016	7,14	30	0	400	665,83	800	
<b>Average</b>	<b>10,0</b>	<b>30</b>	<b>0,9</b>	<b>400</b>	<b>618,6</b>	<b>800</b>	

**MLV: Maximum Limit Value**

Explanations: The monthly average values are calculated on the half hour emissin values. Measured values of the concentrations are calculated at 10 vol. of O2  
Results of the measurments are represented in Nm3 (Nm3 - T=273K, P=101,3kP, dry gas)

**Note: Due to small overhaul, Kiln no.4 was stopped in the period from 05-12.12.2016**