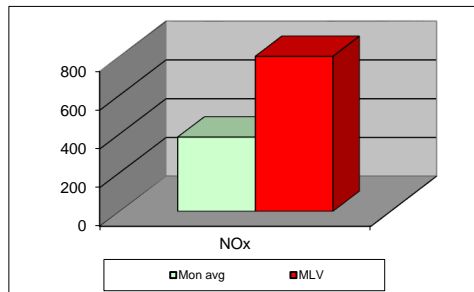
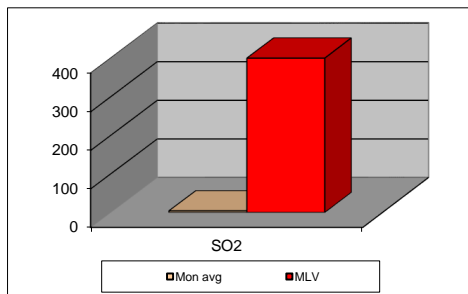
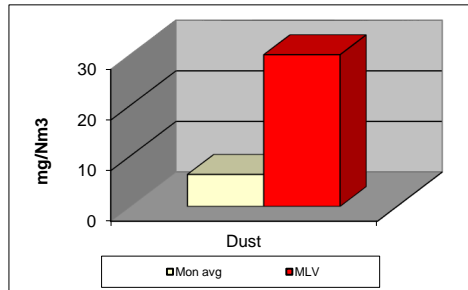


## MONTHLY REPORT FROM EMISSION MONITORING IN TITAN CEMENTARNICA USJE - KILN No.3



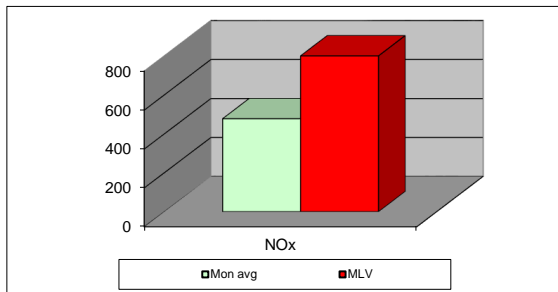
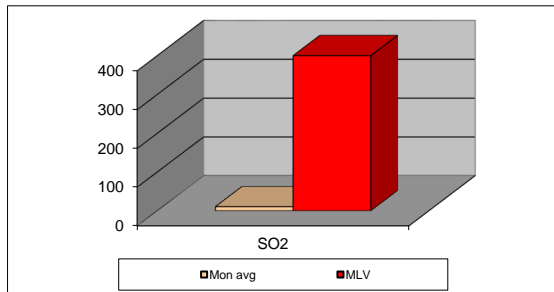
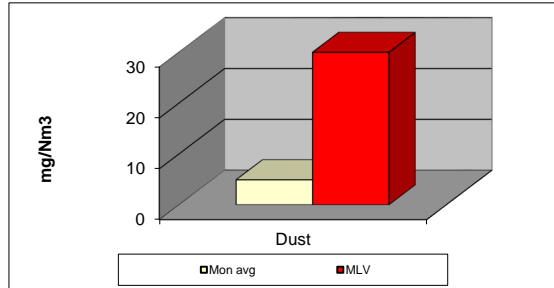
авг.23	Dust (mg/Nm <sup>3</sup> ) МДК 30mg/m <sup>3</sup>	МДК 30mg/m <sup>3</sup>	SO <sub>2</sub> (mg/Nm <sup>3</sup> ) МДК 400mg/m <sup>3</sup>	МДК 400mg/m <sup>3</sup>	NOx (mg/Nm <sup>3</sup> ) МДК 800mg/m <sup>3</sup>	МДК 800mg/m <sup>3</sup>	Comments
01.08.2023	3,33	30	3,99	400	309,93	800	
02.08.2023	3,74	30	1,75	400	311,30	800	
03.08.2023	4,40	30	3,46	400	371,03	800	
04.08.2023	5,73	30	6,92	400	434,06	800	
05.08.2023	5,47	30	7,50	400	422,43	800	
06.08.2023	3,45	30	4,45	400	435,80	800	
07.08.2023	2,79	30	2,65	400	450,59	800	
08.08.2023	6,22	30	3,21	400	459,80	800	
09.08.2023	12,05	30	3,59	400	428,15	800	
10.08.2023	5,32	30	5,66	400	436,63	800	
11.08.2023	6,63	30	1,65	400	489,87	800	
12.08.2023	7,96	30	0,42	400	344,87	800	
13.08.2023	5,64	30	0,77	400	435,43	800	
14.08.2023	7,77	30	0,93	400	368,79	800	
15.08.2023	5,96	30	1,24	400	369,55	800	
16.08.2023	5,42	30	3,65	400	443,87	800	
17.08.2023	3,74	30	2,49	400	421,07	800	
18.08.2023	5,86	30	4,08	400	280,40	800	
19.08.2023	5,91	30	7,78	400	326,49	800	
20.08.2023	5,27	30	5,68	400	423,04	800	
21.08.2023	6,43	30	8,60	400	336,99	800	
22.08.2023	9,09	30	12,08	400	396,03	800	
23.08.2023	7,99	30	9,75	400	400,99	800	
24.08.2023	8,98	30	5,77	400	410,64	800	
25.08.2023	7,90	30	6,78	400	376,62	800	
26.08.2023	9,22	30	3,53	400	311,30	800	
27.08.2023	4,93	30	1,56	400	268,04	800	
28.08.2023	3,9	30	0,57	400	142,43	800	
29.08.2023	7,21	30	2,59	400	398,22	800	
30.08.2023	9,35	30	0,67	400	487,89	800	
31.08.2023	7,83	30	4,41	400	432,78	800	
<b>Average</b>	<b>6,34</b>	<b>30</b>	<b>4,13</b>	<b>400</b>	<b>383,95</b>	<b>800</b>	

**MLV: Maximum Limit Value**

Explanations: The monthly average values are calculated on the half hour emissin values. Measured values of the concentrations are calculated at 10 vol. of O2  
Results of the measurments are represented in Nm3 (Nm3 - T=273K, P=101,3kP, dry gas)

**Note:**

## MONTHLY REPORT FROM EMISSION MONITORING IN TITAN CEMENTARNICA USJE - KILN No.4



avr.23	Dust (mg/Nm <sup>3</sup> ) МДК 30mg/m <sup>3</sup>	МДК 30mg/m <sup>3</sup>	SO <sub>2</sub> (mg/Nm <sup>3</sup> ) МДК 400mg/m <sup>3</sup>	МДК 400mg/m <sup>3</sup>	NOx (mg/Nm <sup>3</sup> ) МДК 800mg/m <sup>3</sup>	МДК 800mg/m <sup>3</sup>	Comments
01.08.2023	5,45	30	8,81	400	358,86	800	
02.08.2023	4,15	30	9,51	400	419,84	800	
03.08.2023	4,97	30	9,00	400	445,81	800	
04.08.2023	5,19	30	8,58	400	525,02	800	
05.08.2023	5,70	30	8,19	400	467,28	800	
06.08.2023	4,56	30	9,95	400	520,32	800	
07.08.2023	4,97	30	10,08	400	511,99	800	
08.08.2023	5,25	30	10,13	400	499,62	800	
09.08.2023	4,97	30	9,64	400	494,70	800	
10.08.2023	4,58	30	9,47	400	522,47	800	
11.08.2023	5,17	30	9,74	400	511,58	800	
12.08.2023	5,49	30	9,39	400	494,98	800	
13.08.2023	5,48	30	8,09	400	475,34	800	
14.08.2023	4,75	30	8,15	400	491,10	800	
15.08.2023	5,19	30	8,98	400	496,97	800	
16.08.2023	4,95	30	8,20	400	488,76	800	
17.08.2023	4,75	30	8,97	400	469,00	800	
18.08.2023	4,79	30	10,13	400	470,86	800	
19.08.2023	4,50	30	12,93	400	455,92	800	
20.08.2023	4,53	30	13,08	400	492,67	800	
21.08.2023	4,74	30	15,13	400	463,77	800	
22.08.2023	5,06	30	14,36	400	465,02	800	
23.08.2023	4,75	30	21,03	400	466,01	800	
24.08.2023	4,72	30	13,63	400	450,57	800	
25.08.2023	6,16	30	10,64	400	472,00	800	
26.08.2023	4,57	30	10,71	400	484,05	800	
27.08.2023	4,44	30	9,10	400	455,54	800	
28.08.2023	4,57	30	10,25	400	473,08	800	
29.08.2023		30		400		800	
30.08.2023		30		400		800	
31.08.2023		30		400		800	
Average	<b>4,93</b>	<b>30</b>	<b>10,48</b>	<b>400</b>	<b>477,93</b>	<b>800</b>	

**MLV: Maximum Limit Value**

Explanations: The monthly average values are calculated on the half hour emissin values. Measured values of the concentrations are calculated at 10 vol. of O2  
Results of the measurments are represented in Nm3 (Nm3 - T=273K, P=101,3kP, dry gas)

**Note: Due to overhaul, Kiln 4 is not in operation form 29.08.2023.**