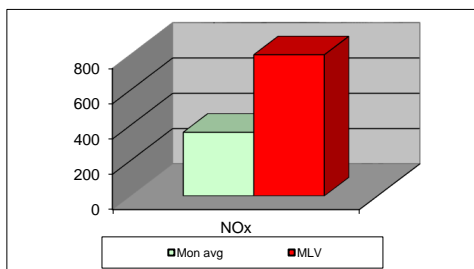
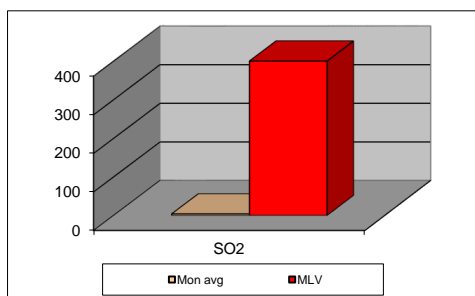
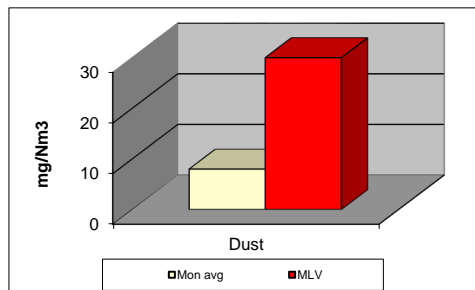


MONTHLY REPORT FROM EMISSION MONITORING IN TITAN CEMENTARNICA USJE - KILN No.3



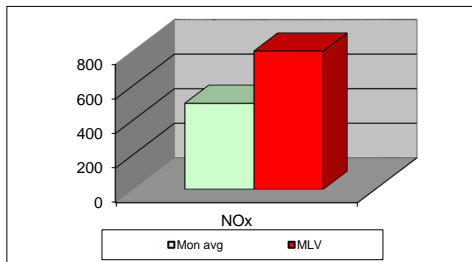
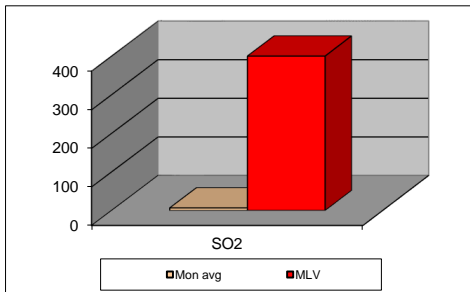
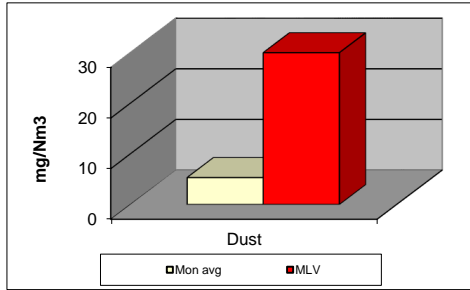
cen.23	Dust (mg/Nm ³) МДК 30mg/m ³	МДК 30mg/m ³	SO ₂ (mg/Nm ³) МДК 400mg/m ³	МДК 400mg/m ³	NOx (mg/Nm ³) МДК 800mg/m ³	МДК 800mg/m ³	Comments
01.09.2023	8,69	30	8,02	400	414,71	800	
02.09.2023	7,98	30	4,54	400	386,54	800	
03.09.2023	7,02	30	1,36	400	435,01	800	
04.09.2023	8,38	30	1,58	400	482,65	800	
05.09.2023	8,79	30	1,72	400	332,10	800	
06.09.2023	11,27	30	1,62	400	311,52	800	
07.09.2023	8,62	30	2,11	400	267,92	800	
08.09.2023	7,39	30	0,58	400	479,37	800	
09.09.2023	5,40	30	1,21	400	395,92	800	
10.09.2023	6,50	30	10,99	400	237,50	800	
11.09.2023	5,67	30	6,22	400	312,14	800	
12.09.2023		30		400		800	
13.09.2023		30		400		800	
14.09.2023		30		400		800	
15.09.2023		30		400		800	
16.09.2023		30		400		800	
17.09.2023		30		400		800	
18.09.2023		30		400		800	
19.09.2023		30		400		800	
20.09.2023		30		400		800	
21.09.2023		30		400		800	
22.09.2023		30		400		800	
23.09.2023		30		400		800	
24.09.2023		30		400		800	
25.09.2023		30		400		800	
26.09.2023		30		400		800	
27.09.2023		30		400		800	
28.09.2023		30		400		800	
29.09.2023		30		400		800	
30.09.2023		30		400		800	
Average	7,99	30	4,05	400	360,41	800	

MLV: Maximum Limit Value

Explanations: The monthly average values are calculated on the half hour emissin values. Measured values of the concentrations are calculated at 10 vol. of O2
Results of the measurments are represented in Nm3 (Nm3 - T=273K, P=101,3kP, dry gas)

Note: Due to overhaul, Kiln 3 is not in operation form 12.09.2023.

MONTHLY REPORT FROM EMISSION MONITORING IN TITAN CEMENTARNICA USJE - KILN No.4



cen.23	Dust (mg/Nm ³) МДК 30mg/m ³	МДК 30mg/m ³	SO ₂ (mg/Nm ³) МДК 400mg/m ³	МДК 400mg/m ³	NOx (mg/Nm ³) МДК 800mg/m ³	МДК 800mg/m ³	Comments
01.09.2023		30		400		800	
02.09.2023		30		400		800	
03.09.2023		30		400		800	
04.09.2023		30		400		800	
05.09.2023		30		400		800	
06.09.2023		30		400		800	
07.09.2023		30		400		800	
08.09.2023	5,66	30	9,02	400	463,64	800	
09.09.2023	4,95	30	8,13	400	544,28	800	
10.09.2023	4,65	30	14,13	400	463,88	800	
11.09.2023	6,86	30	6,99	400	445,66	800	
12.09.2023	6,66	30	7,83	400	495,39	800	
13.09.2023	5,93	30	6,29	400	566,23	800	
14.09.2023	5,18	30	5,32	400	483,2	800	
15.09.2023	5,96	30	5,04	400	496,44	800	
16.09.2023	5,90	30	4,21	400	534,84	800	
17.09.2023	5,96	30	3,14	400	525,32	800	
18.09.2023	5,08	30	4,22	400	480,89	800	
19.09.2023	5,16	30	6,23	400	418,11	800	
20.09.2023	4,72	30	6,29	400	541,14	800	
21.09.2023	5,63	30	5,26	400	467,37	800	
22.09.2023	5,60	30	5,22	400	520,7	800	
23.09.2023	5,04	30	5,81	400	528,8	800	
24.09.2023	4,99	30	8,38	400	498,17	800	
25.09.2023	4,59	30	7,39	400	519,44	800	
26.09.2023	4,60	30	5,37	400	570,71	800	
27.09.2023	4,52	30	7,83	400	475,6	800	
28.09.2023	4,94	30	8,23	400	377,57	800	
29.09.2023	5,08	30	8,18	400	465,89	800	
30.09.2023	4,38	30	5,74	400	526,22	800	
Average	5,33	30	6,63	400	497,28	800	

MLV: Maximum Limit Value

Explanations: The monthly average values are calculated on the half hour emissin values. Measured values of the concentrations are calculated at 10 vol. of O2
Results of the measurments are represented in Nm3 (Nm3 - T=273K, P=101,3kP, dry gas)

Note: Note: Due to overhaul, Kiln 4 is not in operation form 29.08.2023 to 08.09.2023.