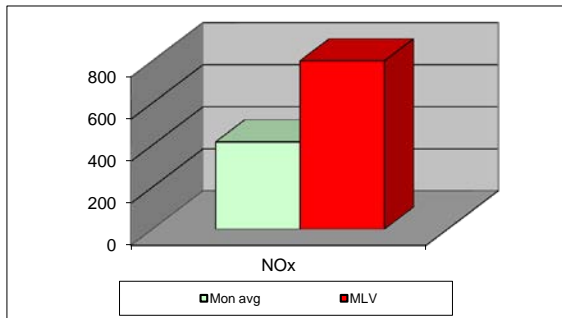
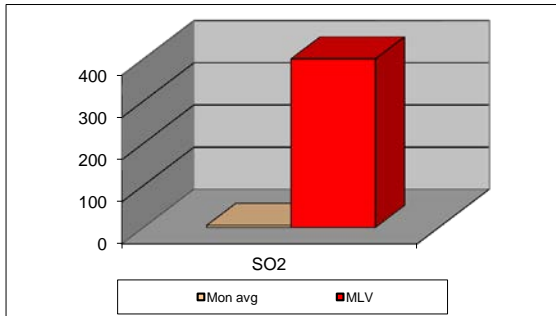
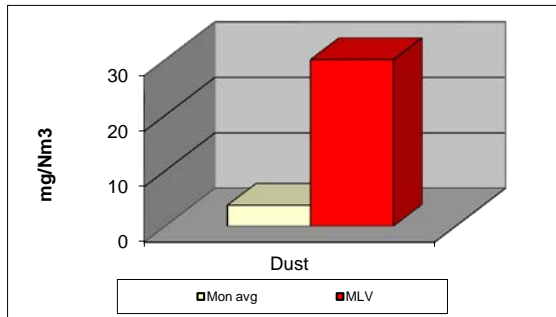


## MONTHLY REPORT FROM EMISSION MONITORING IN TITAN CEMENTARNICA USJE - KILN No.3



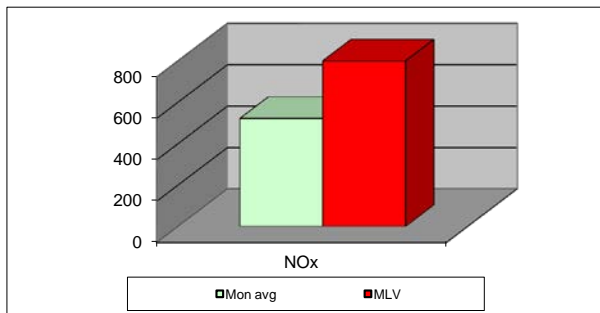
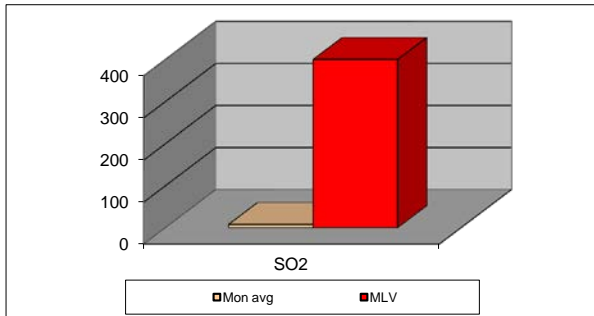
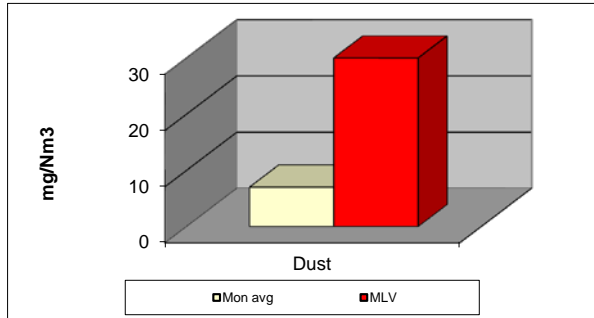
March 2019	Dust (mg/Nm <sup>3</sup> ) МДК 30mg/m <sup>3</sup>	МДК 30mg/m <sup>3</sup>	SO <sub>2</sub> (mg/Nm <sup>3</sup> ) МДК 400mg/m <sup>3</sup>	МДК 400mg/m <sup>3</sup>	NO <sub>x</sub> (mg/Nm <sup>3</sup> ) МДК 800mg/m <sup>3</sup>	МДК 800mg/m <sup>3</sup>	Comments
01.03.2019	3,39	30	8,31	400	302,15	800	
02.03.2019	3,05	30	2,38	400	425,53	800	
03.03.2019	3,19	30	4,6	400	410,14	800	
04.03.2019	3,23	30	3,95	400	367,67	800	
05.03.2019	3,37	30	3,31	400	356,21	800	
06.03.2019	3,36	30	4,88	400	394,66	800	
07.03.2019	3,49	30	3,81	400	375,35	800	
08.03.2019	3,41	30	4,08	400	406,55	800	
09.03.2019	3,46	30	3,86	400	432,57	800	
10.03.2019	3,48	30	4,56	400	405,05	800	
11.03.2019	3,61	30	8,07	400	439,32	800	
12.03.2019	3,59	30	1,98	400	494,31	800	
13.03.2019	3,65	30	6,41	400	466,68	800	
14.03.2019	3,61	30	0,77	400	418,96	800	
15.03.2019	3,8	30	5,62	400	474,59	800	
16.03.2019	3,71	30	4,66	400	494,16	800	
17.03.2019	3,75	30	4,86	400	441,36	800	
18.03.2019	3,9	30	5,37	400	441,88	800	
19.03.2019	4,07	30	4,14	400	346,8	800	
20.03.2019	4,14	30	2,89	400	393,62	800	
21.03.2019	4,29	30	2,57	400	160,95	800	
22.03.2019	4,05	30	2,57	400	477,93	800	
23.03.2019	3,97	30	5,19	400	370,65	800	
24.03.2019	4,1	30	3,79	400	427,7	800	
25.03.2019	4,08	30	3,87	400	407,17	800	
26.03.2019	4,24	30	3,71	400	512,89	800	
27.03.2019	4,07	30	6,08	400	408,54	800	
28.03.2019	4,22	30	11,25	400	523,43	800	
29.03.2019	4,38	30	14,43	400	496,22	800	
30.03.2019	4,25	30	7,14	400	367,51	800	
		30		400		800	
<b>Average</b>	<b>3,76</b>	<b>30</b>	<b>4,97</b>	<b>400</b>	<b>414,68</b>	<b>800</b>	

**MLV: Maximum Limit Value**

Explanations: The monthly average values are calculated on the half hour emissin values. Measured values of the concentrations are calculated at 10 vol. of O2  
Results of the measurments are represented in Nm3 (Nm3 - T=273K, P=101,3kP, dry gas).

**Note: Due to repair activities kiln no.3 was stoped from 30.03.2019.**

## MONTHLY REPORT FROM EMISSION MONITORING IN TITAN CEMENTARNICA USJE - KILN No.4



March 2019	Dust (mg/Nm <sup>3</sup> ) МДК 30mg/m <sup>3</sup>	МДК 30mg/m <sup>3</sup>	SO <sub>2</sub> (mg/Nm <sup>3</sup> ) МДК 400mg/m <sup>3</sup>	МДК 400mg/m <sup>3</sup>	NOx (mg/Nm <sup>3</sup> ) МДК 800mg/m <sup>3</sup>	МДК 800mg/m <sup>3</sup>	Comments
01.03.2019	10,31	30	5,03	400	515,46	800	
02.03.2019	8,1	30	5,23	400	476,01	800	
03.03.2019	7,57	30	7,25	400	526,28	800	
04.03.2019	8,04	30	15,42	400	497,57	800	
05.03.2019	8,92	30	15,43	400	605,87	800	
06.03.2019	8,17	30	12,5	400	487,03	800	
07.03.2019	7,93	30	33,3	400	443	800	
08.03.2019	7,29	30	6,61	400	597,71	800	
09.03.2019	6,48	30	4,98	400	586,44	800	
10.03.2019	6,32	30	5,27	400	373,36	800	
11.03.2019	6,83	30	12,42	400	496,4	800	
12.03.2019	7,6	30	16,47	400	541,47	800	
13.03.2019	6,88	30	10,03	400	522,1	800	
14.03.2019	7,17	30	4,43	400	555,27	800	
15.03.2019	6,85	30	5,31	400	593,41	800	
16.03.2019	6,99	30	5,74	400	551,89	800	
17.03.2019	6,99	30	4,72	400	477,27	800	
18.03.2019	6,69	30	3,46	400	461,66	800	
19.03.2019	6,69	30	4,75	400	479,71	800	
20.03.2019	6,09	30	3,54	400	475,95	800	
21.03.2019	6,49	30	4,79	400	523,03	800	
22.03.2019	6,56	30	3,2	400	449,43	800	
23.03.2019	6,9	30	3,2	400	536,66	800	
24.03.2019	6,34	30	2,92	400	565,68	800	
25.03.2019	6,7	30	3,38	400	521,68	800	
26.03.2019	6,15	30	5,05	400	493,89	800	
27.03.2019	6,42	30	22,44	400	508,82	800	
28.03.2019	6,1	30	15,07	400	555,38	800	
29.03.2019	6,1	30	1,82	400	633,34	800	
30.03.2019	6,4	30	0,99	400	564,86	800	
31.03.2019	6,69	30	1,81	400	570,64	800	
<b>Average</b>	<b>7,01</b>	<b>30</b>	<b>7,86</b>	<b>400</b>	<b>521,79</b>	<b>800</b>	

**MLV: Maximum Limit Value**

Explanations: The monthly average values are calculated on the half hour emissin values. Measured values of the concentrations are calculated at 10 vol. of O2  
Results of the measurments are represented in Nm3 (Nm3 - T=273K, P=101,3kP, dry gas).

**Note:**