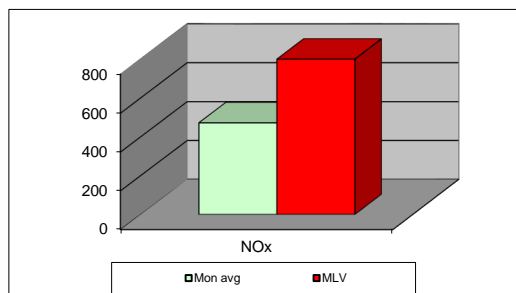
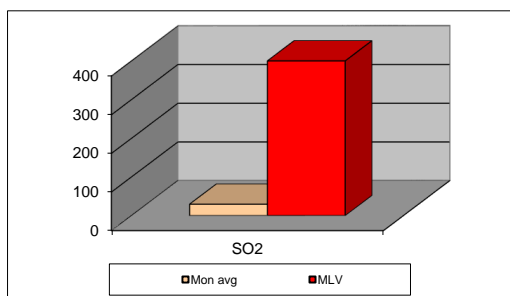
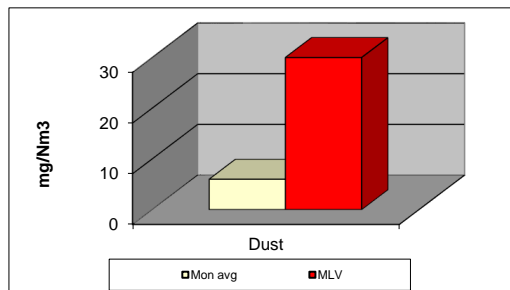


MONTHLY REPORT FROM EMISSION MONITORING IN TITAN CEMENTARNICA USJE - KILN No.3



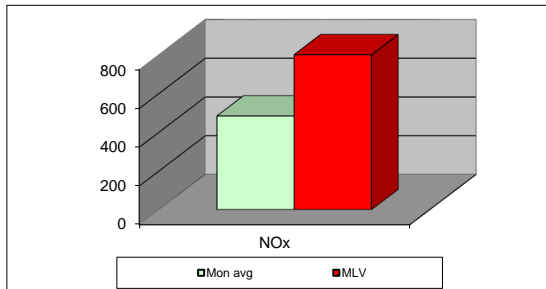
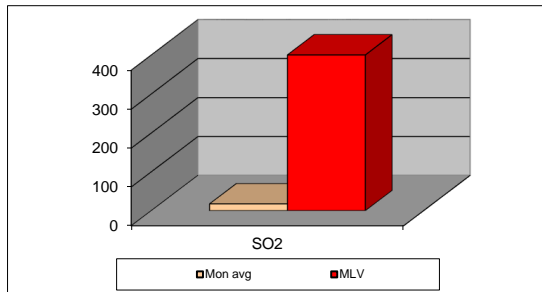
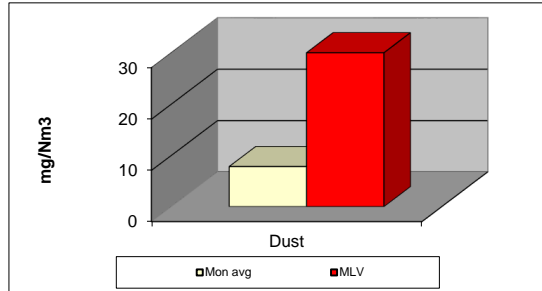
map.26	Dust (mg/Nm ³) МДК 30mg/m ³	МДК 30mg/m ³	SO ₂ (mg/Nm ³) МДК 400mg/m ³	МДК 400mg/m ³	NOx (mg/Nm ³) МДК 800mg/m ³	МДК 800mg/m ³	Comments
01.03.2026	0.00	30	0.00	400	0.00	800	
02.03.2026	0.00	30	0.00	400	0.00	800	
03.03.2026	0.00	30	0.00	400	0.00	800	
04.03.2026	0.00	30	0.00	400	0.00	800	
05.03.2026	0.00	30	0.00	400	0.00	800	
06.03.2026	0.00	30	0.00	400	0.00	800	
07.03.2026	0.00	30	0.00	400	0.00	800	
08.03.2026	0.00	30	0.00	400	0.00	800	
09.03.2026	0.00	30	0.00	400	0.00	800	
10.03.2026	7.63	30	15.04	400	479.92	800	
11.03.2026	5.80	30	11.74	400	499.30	800	
12.03.2026	5.74	30	13.75	400	477.88	800	
13.03.2026	5.27	30	14.66	400	450.97	800	
14.03.2026	5.08	30	19.34	400	469.86	800	
15.03.2026	4.98	30	12.98	400	502.21	800	
16.03.2026	5.71	30	13.18	400	421.41	800	
17.03.2026	5.56	30	12.80	400	463.59	800	
18.03.2026	5.51	30	29.36	400	447.01	800	
19.03.2026	5.26	30	67.81	400	488.85	800	
20.03.2026	5.26	30	46.45	400	519.92	800	
21.03.2026	5.42	30	48.03	400	530.94	800	
22.03.2026	6.21	30	74.07	400	485.44	800	
23.03.2026	6.25	30	20.86	400	463.63	800	
24.03.2026	7.41	30	17.97	400	500.13	800	
25.03.2026	6.78	30	17.59	400	474.49	800	
26.03.2026	6.92	30	26.00	400	451.95	800	
27.03.2026	7.29	30	33.02	400	438.88	800	
28.03.2026	6.93	30	30.08	400	447.17	800	
29.03.2026	6.00	30	39.64	400	439.64	800	
30.03.2026	6.04	30	24.87	400	517.75	800	
31.03.2026	6.38	30	47	400	430.69	800	
Average	6.00	30	29.58	400	472.81	800	

MLV: Maximum Limit Value

Explanations: The monthly average values are calculated on the half hour emissin values. Measured values of the concentrations are calculated at 10 vol. of O2
Results of the measurments are represented in Nm3 (Nm3 - T=273K, P=101,3kP, dry gas).

Note:

MONTHLY REPORT FROM EMISSION MONITORING IN TITAN CEMENTARNICA USJE - KILN No.4



map.26	Dust (mg/Nm ³) МДК 30mg/m ³	МДК 30mg/m ³	SO ₂ (mg/Nm ³) МДК 400mg/m ³	МДК 400mg/m ³	NOx (mg/Nm ³) МДК 800mg/m ³	МДК 800mg/m ³	Comments
01.03.2026	8.68	30	50.82	400	517.46	800	
02.03.2026	9.01	30	34.32	400	494.67	800	
03.03.2026	9.22	30	3.4	400	494.95	800	
04.03.2026	8.56	30	5.23	400	517.03	800	
05.03.2026	8.09	30	5.45	400	532.31	800	
06.03.2026	8.12	30	4.72	400	500.48	800	
07.03.2026	7.89	30	5.02	400	472.12	800	
08.03.2026	7.99	30	4.04	400	406.51	800	
09.03.2026	7.77	30	5.49	400	480.98	800	
10.03.2026	7.39	30	7.77	400	502.72	800	
11.03.2026	7.66	30	8.45	400	493.46	800	
12.03.2026	8.28	30	9.23	400	477.66	800	
13.03.2026	8.53	30	17.04	400	503.61	800	
14.03.2026	8.23	30	35.2	400	533.98	800	
15.03.2026	7.99	30	13.44	400	515.36	800	
16.03.2026	7.94	30	8.28	400	222.68	800	
17.03.2026	7.82	30	22.07	400	389.99	800	
18.03.2026	7.38	30	50.69	400	486.72	800	
19.03.2026	7.29	30	35.28	400	517.66	800	
20.03.2026	7.22	30	12.88	400	507.17	800	
21.03.2026	7.34	30	14.94	400	515.06	800	
22.03.2026	7.47	30	50.6	400	488.37	800	
23.03.2026	7.24	30	11.84	400	499.44	800	
24.03.2026	7.55	30	9.43	400	499.25	800	
25.03.2026	8.17	30	8.99	400	524.48	800	
26.03.2026	7.94	30	5.16	400	491.09	800	
27.03.2026	7.17	30	2.79	400	487.90	800	
28.03.2026	7.17	30	8.63	400	334.32	800	
29.03.2026	7.01	30	10.17	400	457.37	800	
30.03.2026	7.33	30	37.93	400	509.40	800	
31.03.2026	6.74	30	28.99	400	487.09	800	
Average	7.83	30	17.44	400	483.70	800	

MLV: Maximum Limit Value

Explanations: The monthly average values are calculated on the half hour emissin values. Measured values of the concentrations are calculated at 10 vol. of O2
Results of the measurments are represented in Nm3 (Nm3 - T=273K, P=101,3kP, dry gas).

Note: Rotary Kiln 4 is in oparation from 17.03.2024