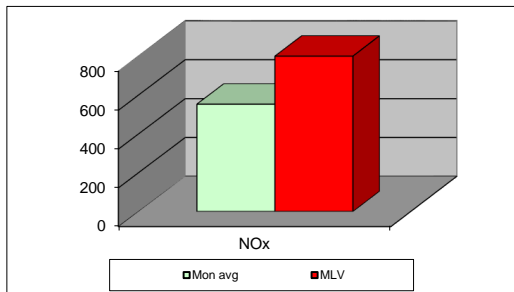
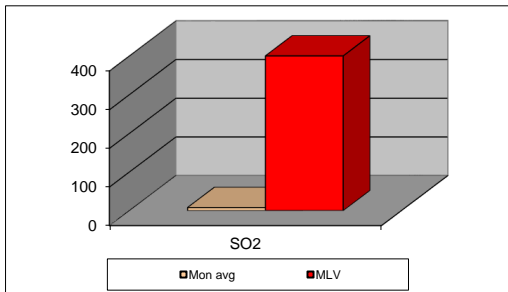
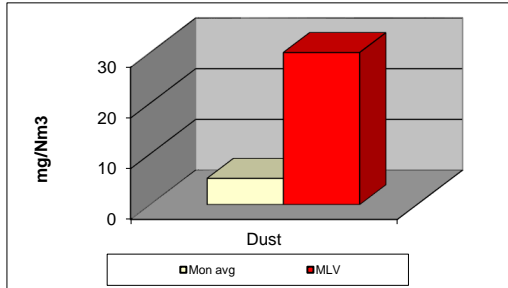


MONTHLY REPORT FROM EMISSION MONITORING IN TITAN CEMENTARNICA USJE - KILN No.3



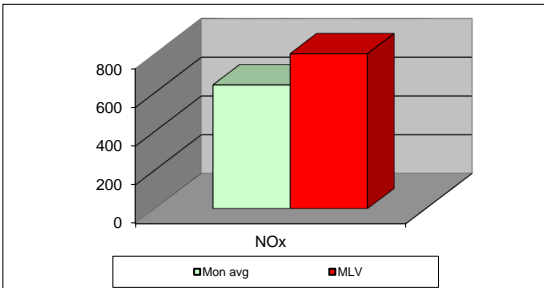
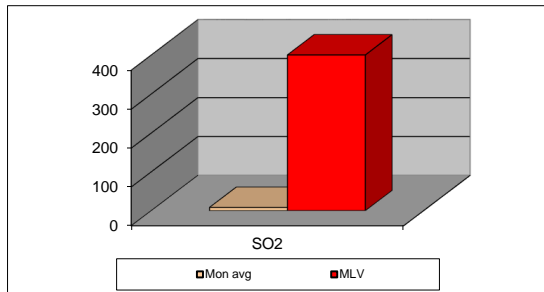
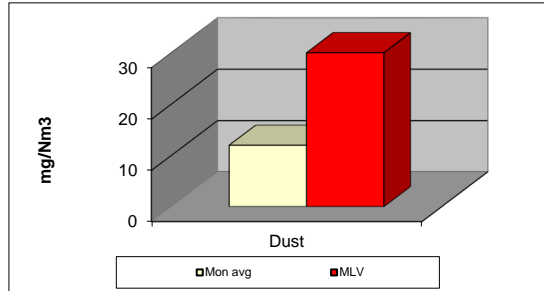
map.22	Dust (mg/Nm ³) МДК 30mg/m ³	МДК 30mg/m ³	SO ₂ (mg/Nm ³) МДК 400mg/m ³	МДК 400mg/m ³	NOx (mg/Nm ³) МДК 800mg/m ³	МДК 800mg/m ³	Comments
01.03.2022		30		400		800	
02.03.2022		30		400		800	
03.03.2022		30		400		800	
04.03.2022		30		400		800	
05.03.2022		30		400		800	
06.03.2022		30		400		800	
07.03.2022		30		400		800	
08.03.2022		30		400		800	
09.03.2022		30		400		800	
10.03.2022		30		400		800	
11.03.2022		30		400		800	
12.03.2022		30		400		800	
13.03.2022		30		400		800	
14.03.2022	3,73	30	6,76	400	668,15	800	
15.03.2022	4,28	30	2,44	400	588,81	800	
16.03.2022	3,52	30	8,15	400	479,88	800	
17.03.2022	3,96	30	6,16	400	684,07	800	
18.03.2022	5,81	30	8,27	400	647,07	800	
19.03.2022	5,78	30	3,78	400	635,03	800	
20.03.2022	5,65	30	5,3	400	620,64	800	
21.03.2022	5,24	30	11,3	400	664,61	800	
22.03.2022	4,98	30	6,44	400	562,33	800	
23.03.2022	4,83	30	9,36	400	520,82	800	
24.03.2022	4,99	30	14,41	400	501,69	800	
25.03.2022	5,34	30	11,29	400	542,03	800	
26.03.2022	5,27	30	8,4	400	410,96	800	
27.03.2022	5,34	30	9,79	400	488,73	800	
28.03.2022	5,76	30	4,35	400	477,06	800	
29.03.2022	5,47	30	7,71	400	470,88	800	
30.03.2022	5,6	30	5,08	400	585,74	800	
31.03.2022	5,38	30	10,83	400	600,57	800	
Average	5,19	30	8,03	400	553,21	800	

MLV: Maximum Limit Value

Explanations: The monthly average values are calculated on the half hour emissin values. Measured values of the concentrations are calculated at 10 vol. of O2
Results of the measurments are represented in Nm3 (Nm3 - T=273K, P=101,3kP, dry gas).

Note: Kiln 3 is in normal operation from 14.03.2022.

MONTHLY REPORT FROM EMISSION MONITORING IN TITAN CEMENTARNICA USJE - KILN No.4



map.22	Dust (mg/Nm ³) МДК 30mg/m ³	МДК 30mg/m ³	SO ₂ (mg/Nm ³) МДК 400mg/m ³	МДК 400mg/m ³	NOx (mg/Nm ³) МДК 800mg/m ³	МДК 800mg/m ³	Comments
01.03.2022		30		400		800	
02.03.2022		30		400		800	
03.03.2022		30		400		800	
04.03.2022	11,54	30	9,49	400	615,98	800	
05.03.2022	11,3	30	10,26	400	572,74	800	
06.03.2022	11,08	30	10,18	400	573,46	800	
07.03.2022	10,43	30	9,97	400	589,88	800	
08.03.2022	10,76	30	9,92	400	616,55	800	
09.03.2022	11,02	30	9,87	400	666,87	800	
10.03.2022	13,19	30	9,54	400	644,85	800	
11.03.2022	13,44	30	8,67	400	616,08	800	
12.03.2022	11,04	30	8,53	400	711,86	800	
13.03.2022	12,23	30	6,9	400	663,62	800	
14.03.2022	8,72	30	6,72	400	652	800	
15.03.2022	12,02	30	7,31	400	640,49	800	
16.03.2022	13,11	30	7,35	400	626,62	800	
17.03.2022	12,33	30	6,81	400	645,71	800	
18.03.2022	10,77	30	7,53	400	707,66	800	
19.03.2022	13,67	30	8,08	400	753,8	800	
20.03.2022	11,7	30	7,71	400	688,15	800	
21.03.2022	12,13	30	7,09	400	747,56	800	
22.03.2022	13,1	30	7,56	400	708,46	800	
23.03.2022	12,3	30	7,91	400	714,76	800	
24.03.2022	13,45	30	8,16	400	716,48	800	
25.03.2022	14,22	30	8,43	400	723,8	800	
26.03.2022	11,53	30	9,58	400	661,03	800	
27.03.2022	11,5	30	9,5	400	684,13	800	
28.03.2022	10,24	30	7,23	400	547,31	800	
29.03.2022	10,61	30	9,33	400	658,41	800	
30.03.2022	14,48	30	5,26	400	530,42	800	
31.03.2022	13,06	30	6,14	400	487,41	800	
Average	12,00	30	8,44	400	638,68	800	

MLV: Maximum Limit Value

Explanations: The monthly average values are calculated on the half hour emissin values. Measured values of the concentrations are calculated at 10 vol. of O2
Results of the measurments are represented in Nm3 (Nm3 - T=273K, P=101,3kP, dry gas).

Note: Kiln 4 is in normal operation from 04.03.2022.