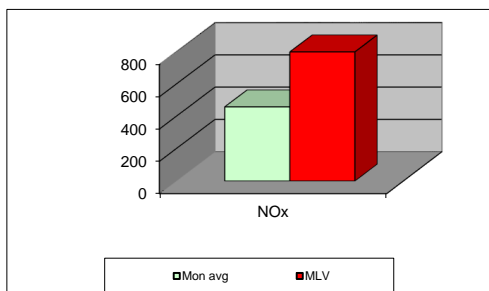
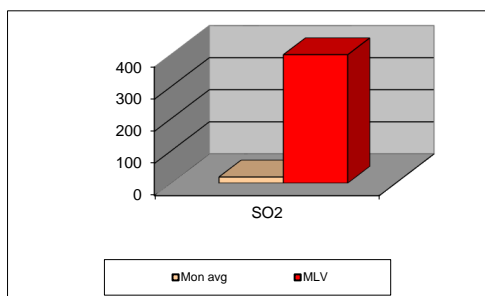
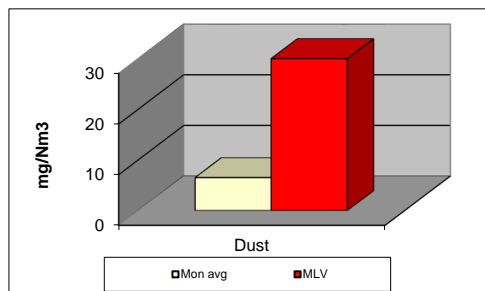


## MONTHLY REPORT FROM EMISSION MONITORING IN TITAN CEMENTARNICA USJE - KILN No.3



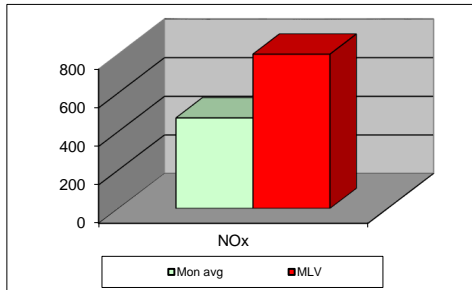
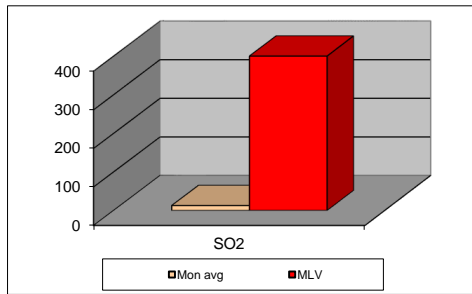
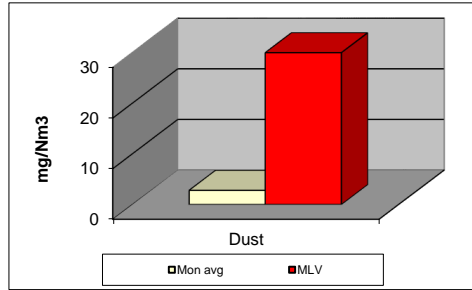
maj.23	Dust (mg/Nm <sup>3</sup> ) МДК 30mg/m <sup>3</sup>	МДК 30mg/m <sup>3</sup>	SO <sub>2</sub> (mg/Nm <sup>3</sup> ) МДК 400mg/m <sup>3</sup>	МДК 400mg/m <sup>3</sup>	NOx (mg/Nm <sup>3</sup> ) МДК 800mg/m <sup>3</sup>	МДК 800mg/m <sup>3</sup>	Comments
01.05.2023	8,09	30	61,45	400	610,1	800	
02.05.2023	8,61	30	34,22	400	332,72	800	
03.05.2023	8,26	30	40,98	400	581,73	800	
04.05.2023	9,19	30	38,06	400	552,42	800	
05.05.2023	7,9	30	20,49	400	486,01	800	
06.05.2023	7,81	30	15,49	400	445,36	800	
07.05.2023	7,19	30	11,29	400	505,74	800	
08.05.2023	6,93	30	21,26	400	546,44	800	
09.05.2023	6,36	30	4,28	400	502,98	800	
10.05.2023	6,81	30	9,17	400	468,8	800	
11.05.2023	7,11	30	21,69	400	492,2	800	
12.05.2023	5,82	30	7,14	400	480,71	800	
13.05.2023	5,29	30	11,02	400	494,28	800	
14.05.2023	6,62	30	19,46	400	450,54	800	
15.05.2023	5,59	30	11,31	400	453,92	800	
16.05.2023	7,12	30	22,11	400	458,82	800	
17.05.2023	7,26	30	10,66	400	432,19	800	
18.05.2023	5,48	30	9,33	400	432,71	800	
19.05.2023	5,57	30	18,49	400	424,93	800	
20.05.2023	6,62	30	15,35	400	419,93	800	
21.05.2023	6,05	30	8,03	400	392,7	800	
22.05.2023	6,78	30	15,01	400	410,22	800	
23.05.2023	7,59	30	17,44	400	403,85	800	
24.05.2023	8,75	30	29,67	400	333,97	800	
25.05.2023	6,3	30	15,99	400	356,79	800	
26.05.2023	7,03	30	5,98	400	332,71	800	
27.05.2023	7	30	22,83	400	454,01	800	
28.05.2023	3	30	16,77	400	534,28	800	
29.05.2023	4,72	30	30,67	400	488,7	800	
30.05.2023	4,53	30	57,03	400	507,68	800	
31.05.2023	4,33	30	42,93	400	565,46	800	
<b>Average</b>	<b>6,50</b>	<b>30</b>	<b>19,26</b>	<b>400</b>	<b>459,18</b>	<b>800</b>	

**MLV: Maximum Limit Value**

Explanations: The monthly average values are calculated on the half hour emissin values. Measured values of the concentrations are calculated at 10 vol. of O2  
Results of the measurments are represented in Nm3 (Nm3 - T=273K, P=101,3kP, dry gas)

**Note:**

## MONTHLY REPORT FROM EMISSION MONITORING IN TITAN CEMENTARNICA USJE - KILN No.4



maj.23	Dust (mg/Nm <sup>3</sup> ) МДК 30mg/m <sup>3</sup>	МДК 30mg/m <sup>3</sup>	SO <sub>2</sub> (mg/Nm <sup>3</sup> ) МДК 400mg/m <sup>3</sup>	МДК 400mg/m <sup>3</sup>	NOx (mg/Nm <sup>3</sup> ) МДК 800mg/m <sup>3</sup>	МДК 800mg/m <sup>3</sup>	Comments
01.05.2023	2,27	30	7,01	400	469,11	800	
02.05.2023	2,33	30	7,7	400	458,66	800	
03.05.2023	1,99	30	6,84	400	428	800	
04.05.2023	2,12	30	8,97	400	416,15	800	
05.05.2023	2,41	30	18,29	400	419,7	800	
06.05.2023	2,11	30	46,15	400	406,12	800	
07.05.2023	2,14	30	23,25	400	508,94	800	
08.05.2023	2,43	30	13,68	400	505,74	800	
09.05.2023	2,16	30	7,67	400	483,17	800	
10.05.2023	2,26	30	13,54	400	491,28	800	
11.05.2023	2,64	30	13,09	400	467,24	800	
12.05.2023	3,41	30	7,27	400	491,94	800	
13.05.2023	3,04	30	7,13	400	522,87	800	
14.05.2023	2,85	30	6,83	400	525,33	800	
15.05.2023	3,37	30	5,05	400	486,94	800	
16.05.2023	2,98	30	5,96	400	496,39	800	
17.05.2023	3,18	30	9,18	400	473	800	
18.05.2023	2,71	30	8,59	400	400,94	800	
19.05.2023	2,75	30	8,21	400	455,44	800	
20.05.2023	2,98	30	10,66	400	491	800	
21.05.2023	3,28	30	11,03	400	490,95	800	
22.05.2023	2,8	30	6,67	400	411,85	800	
23.05.2023	2,98	30	3,74	400	444,63	800	
24.05.2023	3,5	30	2,53	400	463,71	800	
25.05.2023	3,14	30	30,11	400	495,66	800	
26.05.2023	2,59	30	43,79	400	453,08	800	
27.05.2023	2,55	30	13,09	400	482,81	800	
28.05.2023	2,84	30	7,2	400	420,57	800	
29.05.2023	3,48	30	16,63	400	492,19	800	
30.05.2023	3,64	30	14,98	400	541,61	800	
31.05.2023	3,96	30	11,55	400	507,76	800	
<b>Average</b>	<b>2,80</b>	<b>30</b>	<b>12,87</b>	<b>400</b>	<b>470,26</b>	<b>800</b>	

**MLV: Maximum Limit Value**

Explanations: The monthly average values are calculated on the half hour emissin values. Measured values of the concentrations are calculated at 10 vol. of O2  
Results of the measurmets are represented in Nm3 (Nm3 - T=273K, P=101,3kP, dry gas)

**Note:**