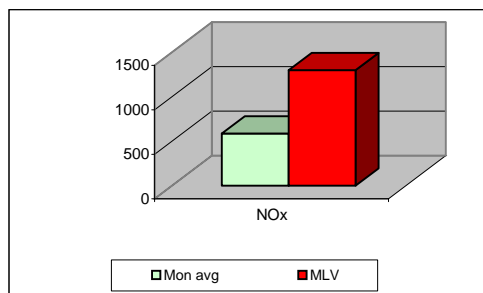
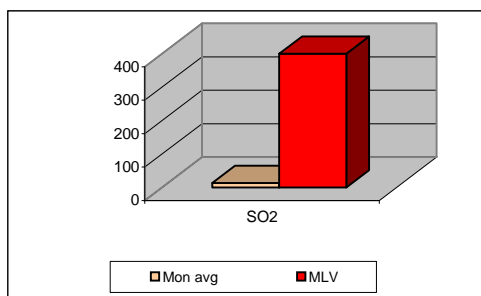
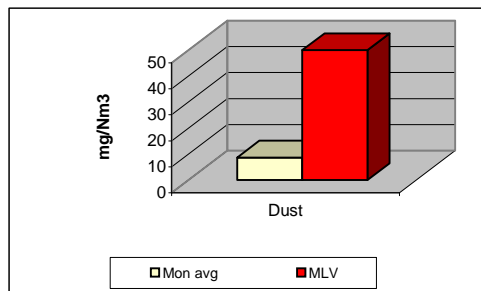


## MONTHLY REPORT FROM EMISSION MONITORING IN TITAN CEMENTARNICA USJE - KILN No.3



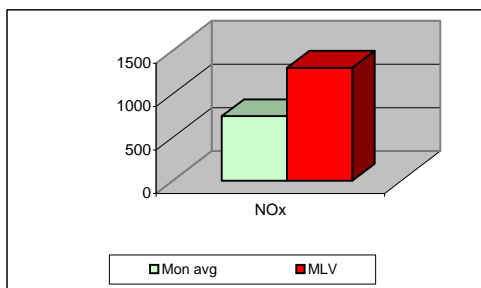
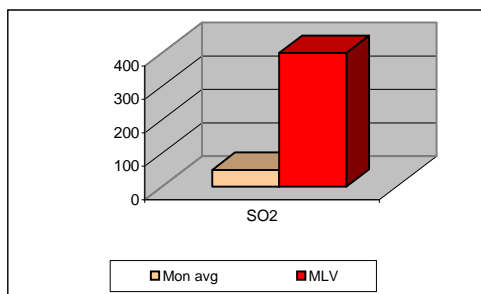
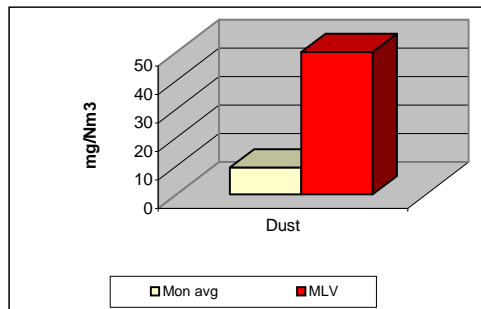
September 2011	Dust (mg/Nm <sup>3</sup> ) МДК 50mg/m <sup>3</sup>	МДК 50mg/m <sup>3</sup>	SO <sub>2</sub> (mg/Nm <sup>3</sup> ) МДК 400mg/m <sup>3</sup>	МДК 400mg/m <sup>3</sup>	NOx (mg/Nm <sup>3</sup> ) МДК 1300mg/m <sup>3</sup>	МДК 1300mg/m <sup>3</sup>	Comments
1		50		400		1300	
2		50		400		1300	
3		50		400		1300	
4	9	50	65	400	688	1300	
5	9	50	59	400	563	1300	
6	9	50	24	400	623	1300	
7	9	50	23	400	632	1300	
8	9	50	14	400	684	1300	
9	9	50	4	400	688	1300	
10	9	50	3	400	709	1300	
11	9	50	4	400	612	1300	
12	9	50	16	400	529	1300	
13	8	50	9	400	666	1300	
14	8	50	7	400	766	1300	
15	8	50	5	400	690	1300	
16	9	50	9	400	739	1300	
17	8	50	8	400	588	1300	
18	8	50	5	400	512	1300	
19	8	50	5	400	541	1300	
20	9	50	19	400	560	1300	
21	9	50	0	400	547	1300	
22	9	50	12	400	630	1300	
23	9	50	12	400	565	1300	
24	9	50	12	400	622	1300	
25	9	50	4	400	567	1300	
26	9	50	7	400	450	1300	
27	9	50	5	400	500	1300	
28	9	50	3	400	376	1300	
29	8	50	1	400	456	1300	
30	9	50	12	400	418	1300	
<b>Average</b>	<b>9</b>	<b>50</b>	<b>13</b>	<b>400</b>	<b>590</b>	<b>1300</b>	

Note: Due to the service activities, kiln no. 3 was not in operation in the period from 26.08.2011 to 03.09.2011

**MLV: Maximum Limit Value**

Eplanations: The monthly average values are calculated on the half hour emissin values. Measured values of the concentrations are calculated at 10 vol. of O<sub>2</sub>  
Results of the measurments are represented in Nm3 (Nm3 - T=273K, P=101,3kP, dry gas)c

### MONTHLY REPORT FROM EMISSION MONITORING IN TITAN CEMENTARNICA USJE - KILN No.4



September 2011	Dust (mg/Nm <sup>3</sup> ) МДК 50mg/m <sup>3</sup>	МДК 50mg/m <sup>3</sup>	SO <sub>2</sub> (mg/Nm <sup>3</sup> ) МДК 400mg/m <sup>3</sup>	МДК 400mg/m <sup>3</sup>	NOx (mg/Nm <sup>3</sup> ) МДК 1300mg/m <sup>3</sup>	МДК 1300mg/m <sup>3</sup>	Comments
1	6	50	63	400	465	1300	
2	7	50	66	400	699	1300	
3	7	50	44	400	753	1300	
4	7	50	74	400	576	1300	
5	7	50	55	400	647	1300	
6	7	50	76	400	416	1300	
7	8	50	62	400	462	1300	
8	8	50	40	400	622	1300	
9	9	50	31	400	716	1300	
10	9	50	36	400	845	1300	
11	9	50	26	400	734	1300	
12	9	50	35	400	736	1300	
13	9	50	44	400	877	1300	
14	10	50	35	400	991	1300	
15	10	50	40	400	801	1300	
16	10	50	40	400	653	1300	
17	10	50	47	400	756	1300	
18	10	50	88	400	991	1300	
19	11	50	71	400	686	1300	
20	11	50	59	400	789	1300	
21	11	50	45	400	876	1300	
22	11	50	44	400	844	1300	
23	11	50	50	400	951	1300	
24	11	50	51	400	744	1300	
25	11	50	42	400	603	1300	
26	11	50	41	400	936	1300	
27	12	50	36	400	1047	1300	
28	12	50	46	400	702	1300	
29	11	50	46	400	651	1300	
30	11	50	71	400	706	1300	
Average	9	50	50	400	743	1300	

**MLV: Maximum Limit Value**

Eplanations: The monthly average values are calculated on the half hour emissin values. Measured values of the concentrations are calculated at 10 vol. of O<sub>2</sub>  
 Results of the measurments are represented in Nm3 (Nm3 - T=273K, P=101,3kP, dry gas)c