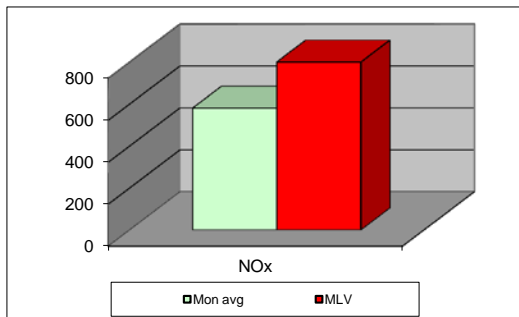
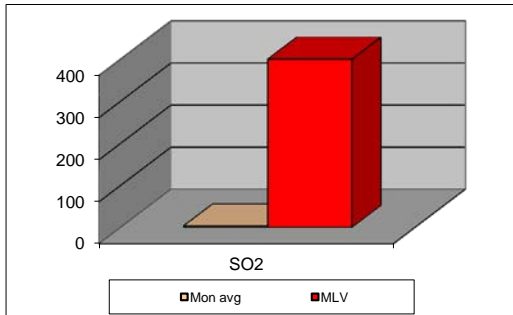
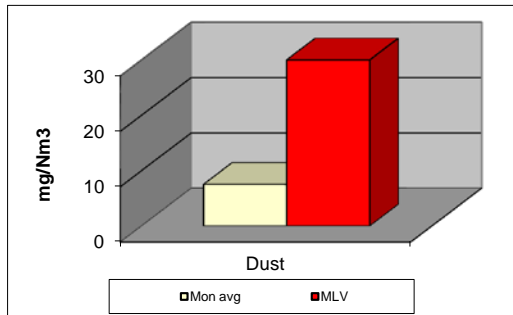


MONTHLY REPORT FROM EMISSION MONITORING IN TITAN CEMENTARNICA USJE - KILN No.3



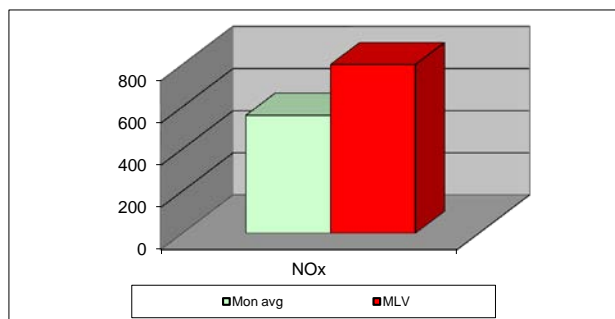
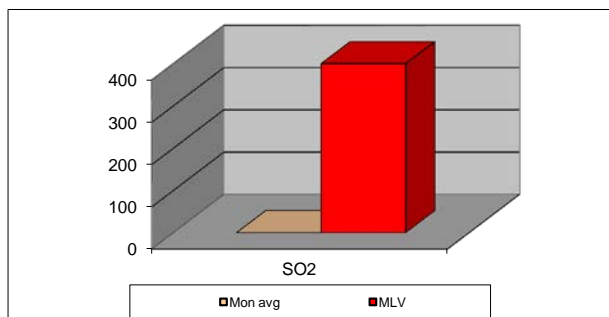
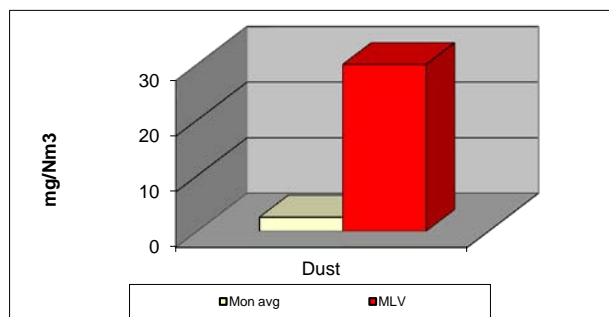
August 2016	Dust (mg/Nm ³) МДК 30mg/m ³	МДК 30mg/m ³	SO ₂ (mg/Nm ³) МДК 400mg/m ³	МДК 400mg/m ³	NOx (mg/Nm ³) МДК 800mg/m ³	МДК 800mg/m ³	Comments
01.08.2016	7,27	30	3,9	400	588,92	800	
02.08.2016	6,78	30	1,49	400	615,11	800	
03.08.2016	6,82	30	1,13	400	426,32	800	
04.08.2016	7,1	30	3,03	400	621,58	800	
05.08.2016	7,25	30	3,05	400	547,86	800	
06.08.2016	6,83	30	4,67	400	608,37	800	
07.08.2016		30		400		800	
08.08.2016		30		400		800	
09.08.2016		30		400		800	
10.08.2016	6,83	30	2,27	400	614,19	800	
11.08.2016	6,18	30	0,64	400	576,71	800	
12.08.2016	7,16	30	1,55	400	673,04	800	
13.08.2016	6,39	30	4,74	400	661,67	800	
14.08.2016		30		400		800	
15.08.2016	6,91	30	3,45	400	683,88	800	
16.08.2016	6,87	30	2,51	400	599,02	800	
17.08.2016	7,65	30	4,1	400	666,68	800	
18.08.2016	7,51	30	4,38	400	633,25	800	
19.08.2016	8,19	30	3,4	400	654,07	800	
20.08.2016	8,16	30	4,27	400	636,16	800	
21.08.2016	8,6	30	3,36	400	664,95	800	
22.08.2016	8,37	30	1,56	400	671,77	800	
23.08.2016	7,38	30	0,25	400	621,43	800	
24.08.2016	8,06	30	2,18	400	504,06	800	
25.08.2016	8,79	30	10,96	400	506,99	800	
26.08.2016	8	30	1,88	400	472,04	800	
27.08.2016	7,76	30	4,85	400	447,68	800	
28.08.2016	7,67	30	5,02	400	468,54	800	
29.08.2016	7,87	30	3,91	400	517,7	800	
30.08.2016	8,38	30	5,13	400	494,74	800	
31.08.2016	8,26	30	7,85	400	496,76	800	
Average	7,5	30	3,5	400	580,5	800	

MLV: Maximum Limit Value

Explanations: The monthly average values are calculated on the half hour emissin values. Measured values of the concentrations are calculated at 10 vol. of O2
Results of the measurments are represented in Nm3 (Nm3 - T=273K, P=101,3kP, dry gas)

Note: Due to technical problems, Kiln 3 for clinker production was out of operation from 06.08.2016 until 10.08.2016, and on 14.08.2016.

MONTHLY REPORT FROM EMISSION MONITORING IN TITAN CEMENTARNICA USJE - KILN No.4



August 2016	Dust (mg/Nm ³) МДК 30mg/m ³	МДК 30mg/m ³	SO ₂ (mg/Nm ³) МДК 400mg/m ³	МДК 400mg/m ³	NOx (mg/Nm ³) МДК 800mg/m ³	МДК 800mg/m ³	Comments
01.08.2016		30		400		800	
02.08.2016		30		400		800	
03.08.2016		30		400		800	
04.08.2016		30		400		800	
05.08.2016		30		400		800	
06.08.2016		30		400		800	
07.08.2016		30		400		800	
08.08.2016		30		400		800	
09.08.2016		30		400		800	
10.08.2016		30		400		800	
11.08.2016		30		400		800	
12.08.2016	3,64	30	0,37	400	472,93	800	
13.08.2016	2,59	30	0,1	400	581,85	800	
14.08.2016	2,36	30	0,17	400	531,11	800	
15.08.2016	2,87	30	0,07	400	609,57	800	
16.08.2016	2,68	30	0,02	400	643,19	800	
17.08.2016	2,81	30	0	400	648,82	800	
18.08.2016	2,34	30	0	400	651,38	800	
19.08.2016	2,21	30	0	400	640,04	800	
20.08.2016	2,45	30	0	400	574,04	800	
21.08.2016	2,43	30	0	400	617,6	800	
22.08.2016	2,38	30	0	400	606,5	800	
23.08.2016	2,3	30	0	400	575,8	800	
24.08.2016	2,12	30	0	400	523,38	800	
25.08.2016	2,27	30	0	400	564,6	800	
26.08.2016	2,57	30	0	400	411,22	800	
27.08.2016	2,36	30	0,17	400	542,4	800	
28.08.2016	2,23	30	0	400	474,82	800	
29.08.2016	2,33	30	0	400	462,3	800	
30.08.2016	2,85	30	0	400	722,08	800	
31.08.2016	3,39	30	0,17	400	497,59	800	
Average	2,5	30	0,1	400	559,4	800	

MLV: Maximum Limit Value

Explanations: The monthly average values are calculated on the half hour emissin values. Measured values of the concentrations are calculated at 10 vol. of O2
Results of the measurments are represented in Nm3 (Nm3 - T=273K, P=101,3kP, dry gas)

Note: Due to market condition, Kiln 4 was put into normal operation on 12.08.2016.