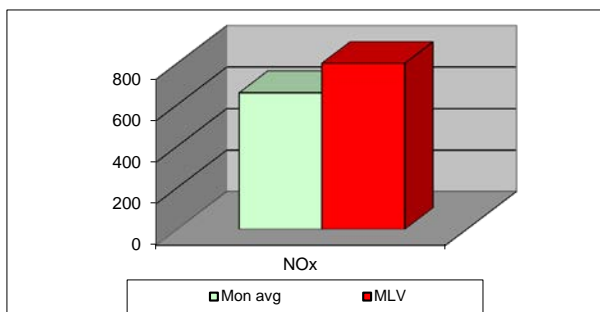
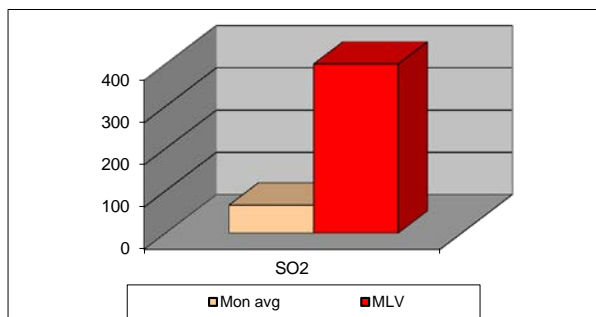
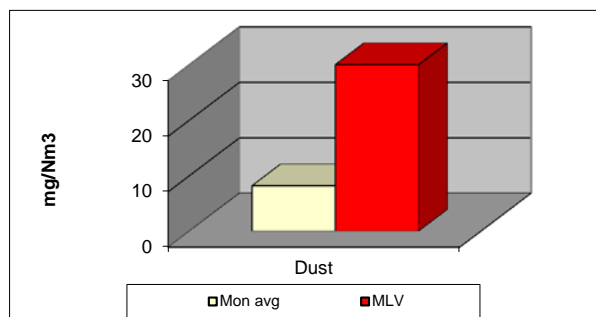


MONTHLY REPORT FROM EMISSION MONITORING IN TITAN CEMENTARNICA USJE - KILN No.4



July 2014	Dust (mg/Nm ³) МДК 30mg/m ³	МДК 30mg/m ³	SO ₂ (mg/Nm ³) МДК 400mg/m ³	МДК 400mg/m ³	NOx (mg/Nm ³) МДК 800mg/m ³	МДК 800mg/m ³	Comments
01.07.2014	4,82	30	21,39	400	724,1	800	
02.07.2014	5,06	30	52,61	400	716,06	800	
03.07.2014	5,40	30	44,64	400	685,06	800	
04.07.2014	4,78	30	32,92	400	711,05	800	
05.07.2014	5,59	30	35,82	400	699,71	800	
06.07.2014	6,13	30	33,96	400	714,05	800	
07.07.2014	7,04	30	35,52	400	739,66	800	
08.07.2014	8,47	30	59,24	400	712,33	800	
09.07.2014	9,12	30	106,28	400	705,4	800	
10.07.2014	9,82	30	62,44	400	713,74	800	
11.07.2014	9,96	30	63,25	400	641,54	800	
12.07.2014	10,12	30	44,85	400	708,02	800	
13.07.2014	10,67	30	48,51	400	659,58	800	
14.07.2014	11,03	30	35,25	400	661,91	800	
15.07.2014	10,86	30	31,54	400	643,87	800	
16.07.2014	10,66	30	34,58	400	617,12	800	
17.07.2014	11,39	30	37,44	400	675,69	800	
18.07.2014	7,87	30	23,14	400	633,17	800	
19.07.2014	5,76	30	18,88	400	668,6	800	
20.07.2014	6,55	30	25,28	400	659,78	800	
21.07.2014	7,05	30	41,26	400	649,24	800	
22.07.2014	7,10	30	82,09	400	571,16	800	
23.07.2014	7,24	30	132,04	400	630,09	800	
24.07.2014	7,60	30	86,93	400	622,25	800	
25.07.2014	7,84	30	188,92	400	536,93	800	
26.07.2014	8,01	30	143,29	400	658,82	800	
27.07.2014	8,44	30	176,51	400	511,64	800	
28.07.2014	8,53	30	153,01	400	462,48	800	
29.07.2014	9,88	30	137,18	400	680,09	800	
30.07.2014	10,05	30	14,35	400	714,75	800	
31.07.2014	10,07	30	37,64	400	660,49	800	
Average	8,2	30	65,8	400	657,7	800	

MLV: Maximum Limit Value

Eplanations: The monthly average values are calculated on the half hour emissin values. Measured values of the concentrations are calculated at 10 vol. of O₂
Results of the measurments are represented in Nm3 (Nm3 - T=273K, P=101,3kP, dry gas)c