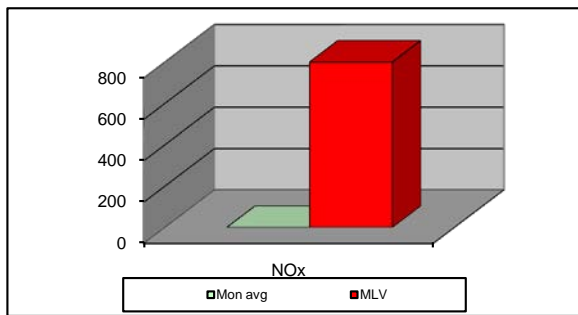
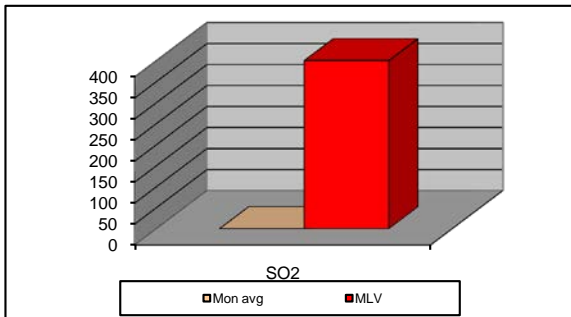
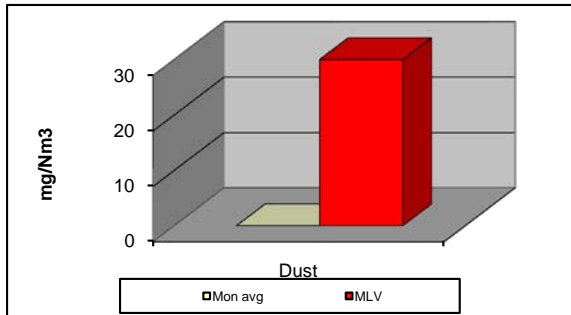


MONTHLY REPORT FROM EMISSION MONITORING IN TITAN CEMENTARNICA USJE - KILN No.4



January 2016	Dust (mg/Nm ³) МДК 30mg/m ³	МДК 30mg/m ³	SO ₂ (mg/Nm ³) МДК 400mg/m ³	МДК 400mg/m ³	NOx (mg/Nm ³) МДК 800mg/m ³	МДК 800mg/m ³	Comments
01.01.2016		30		400		800	
02.01.2016		30		400		800	
03.01.2016		30		400		800	
04.01.2016		30		400		800	
05.01.2016		30		400		800	
06.01.2016		30		400		800	
07.01.2016		30		400		800	
08.01.2016		30		400		800	
09.01.2016		30		400		800	
10.01.2016		30		400		800	
11.01.2016		30		400		800	
12.01.2016		30		400		800	
13.01.2016		30		400		800	
14.01.2016		30		400		800	
15.01.2016		30		400		800	
16.01.2016		30		400		800	
17.01.2016		30		400		800	
18.01.2016		30		400		800	
19.01.2016		30		400		800	
20.01.2016		30		400		800	
21.01.2016		30		400		800	
22.01.2016		30		400		800	
23.01.2016		30		400		800	
24.01.2016		30		400		800	
25.01.2016		30		400		800	
26.01.2016		30		400		800	
27.01.2016		30		400		800	
28.01.2016		30		400		800	
29.01.2016		30		400		800	
30.01.2016		30		400		800	
31.01.2016		30		400		800	
Average		30		400		800	

MLV: Maximum Limit Value

Explanations: The monthly average values are calculated on the half hour emissin values. Measured values of the concentrations are calculated at 10 vol. of O2
Results of the measurments are represented in Nm3 (Nm3 - T=273K, P=101,3kP, dry gas)c

Note: Due to general overhaul, kiln no.4 is shut down on 5th December, 2015