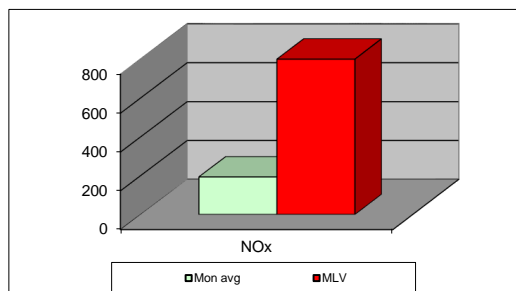
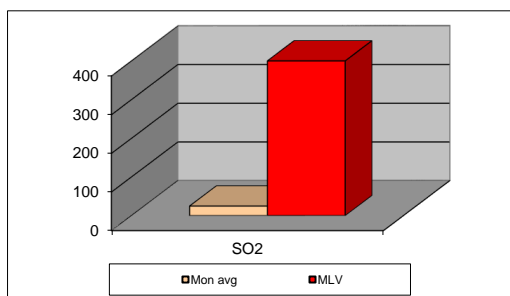
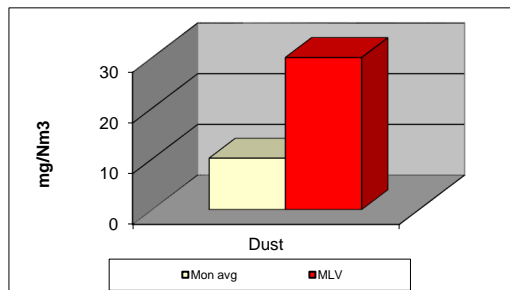


## MONTHLY REPORT FROM EMISSION MONITORING IN TITAN CEMENTARNICA USJE - KILN No.3



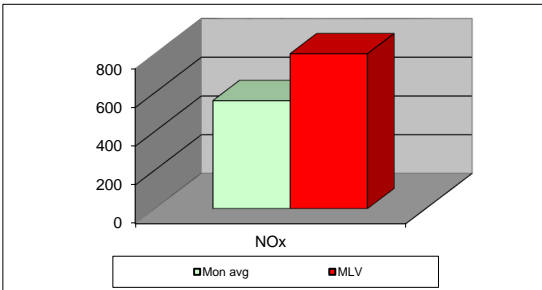
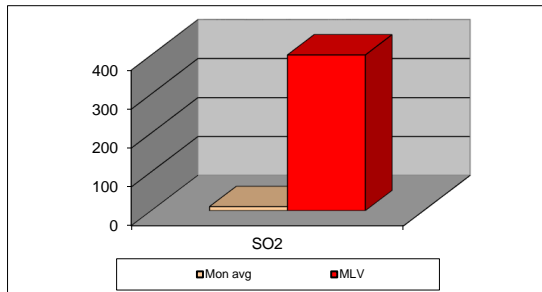
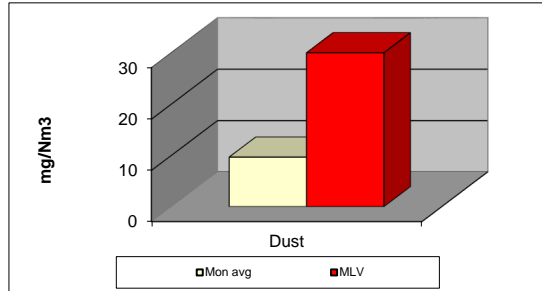
map.21	Dust (mg/Nm <sup>3</sup> ) МДК 30mg/m <sup>3</sup>	МДК 30mg/m <sup>3</sup>	SO <sub>2</sub> (mg/Nm <sup>3</sup> ) МДК 400mg/m <sup>3</sup>	МДК 400mg/m <sup>3</sup>	NOx (mg/Nm <sup>3</sup> ) МДК 800mg/m <sup>3</sup>	МДК 800mg/m <sup>3</sup>	Comments
01.03.2021		30		400		800	
02.03.2021		30		400		800	
03.03.2021		30		400		800	
04.03.2021		30		400		800	
05.03.2021		30		400		800	
06.03.2021		30		400		800	
07.03.2021		30		400		800	
08.03.2021		30		400		800	
09.03.2021		30		400		800	
10.03.2021		30		400		800	
11.03.2021		30		400		800	
12.03.2021		30		400		800	
13.03.2021		30		400		800	
14.03.2021		30		400		800	
15.03.2021		30		400		800	
16.03.2021		30		400		800	
17.03.2021		30		400		800	
18.03.2021		30		400		800	
19.03.2021		30		400		800	
20.03.2021		30		400		800	
21.03.2021		30		400		800	
22.03.2021		30		400		800	
23.03.2021		30		400		800	
24.03.2021	9,85	30	35,14	400	423,48	800	
25.03.2021	10,02	30	44,13	400	363,51	800	
26.03.2021	9,56	30	11,36	400	90,85	800	
27.03.2021	9,52	30	4,05	400	85,41	800	
28.03.2021	9,14	30	16,85	400	150,21	800	
29.03.2021	11,39	30	20,68	400	124,85	800	
30.03.2021	10,72	30	35,28	400	188,02	800	
31.03.2021	10,85	30	30,34	400	113,9	800	
<b>Average</b>	<b>10,15</b>	<b>30</b>	<b>24,71</b>	<b>400</b>	<b>193,86</b>	<b>800</b>	

**MLV: Maximum Limit Value**

Explanations: The monthly average values are calculated on the half hour emissin values. Measured values of the concentrations are calculated at 10 vol. of O2 Results of the measurments are represented in Nm3 (Nm3 - T=273K, P=101,3kP, dry gas).

**Note: Kiln 3 is in normal operation from 24.03.2021.**

## MONTHLY REPORT FROM EMISSION MONITORING IN TITAN CEMENTARNICA USJE - KILN No.4



map.21	Dust (mg/Nm <sup>3</sup> ) МДК 30mg/m <sup>3</sup>	МДК 30mg/m <sup>3</sup>	SO <sub>2</sub> (mg/Nm <sup>3</sup> ) МДК 400mg/m <sup>3</sup>	МДК 400mg/m <sup>3</sup>	NOx (mg/Nm <sup>3</sup> ) МДК 800mg/m <sup>3</sup>	МДК 800mg/m <sup>3</sup>	Comments
01.03.2021	6,95	30	5,98	400	632,67	800	
02.03.2021	6,11	30	6,16	400	642,55	800	
03.03.2021	7,84	30	6,6	400	613,84	800	
04.03.2021	7,15	30	16,8	400	643,04	800	
05.03.2021	7,44	30	15,52	400	674,53	800	
06.03.2021	7,47	30	7,5	400	656,92	800	
07.03.2021	6,56	30	23,5	400	635,4	800	
08.03.2021	8,32	30	16,29	400	637,74	800	
09.03.2021	8,11	30	13,24	400	588,06	800	
10.03.2021	8,48	30	8,29	400	551,77	800	
11.03.2021	7,78	30	7,89	400	627,89	800	
12.03.2021	7,04	30	8,14	400	576,55	800	
13.03.2021	7,35	30	7,78	400	461,19	800	
14.03.2021	7,88	30	8,45	400	551,86	800	
15.03.2021	7,56	30	10,81	400	499,32	800	
16.03.2021	8,96	30	16,55	400	478,08	800	
17.03.2021	9,84	30	8,92	400	440,4	800	
18.03.2021	8,56	30	8,5	400	462,67	800	
19.03.2021	10,43	30	15,39	400	480,51	800	
20.03.2021	13,39	30	40,73	400	399,67	800	
21.03.2021	17,06	30	8,62	400	412,8	800	
22.03.2021	14,31	30	8,14	400	418,94	800	
23.03.2021	9,47	30	8,19	400	495,33	800	
24.03.2021	10,99	30	8,5	400	558,32	800	
25.03.2021	13,76	30	6,25	400	575,36	800	
26.03.2021	15,85	30	5,09	400	481,35	800	
27.03.2021	15,5	30	4,39	400	590,97	800	
28.03.2021	13,25	30	6,45	400	570,7	800	
29.03.2021	12,32	30	5,1	400	650,29	800	
30.03.2021	8,84	30	7,06	400	607,75	800	
31.03.2021	7,7	30	6,05	400	575,81	800	
<b>Average</b>	<b>9,68</b>	<b>30</b>	<b>10,47</b>	<b>400</b>	<b>557,65</b>	<b>800</b>	

**MLV: Maximum Limit Value**

Explanations: The monthly average values are calculated on the half hour emissin values. Measured values of the concentrations are calculated at 10 vol. of O2  
Results of the measurments are represented in Nm3 (Nm3 - T=273K, P=101,3kP, dry gas).

**Note:**