MONTHLY REPORT FROM EMISSION MONITORING IN TITAN CEMENTARNICA USJE - KILN No.3

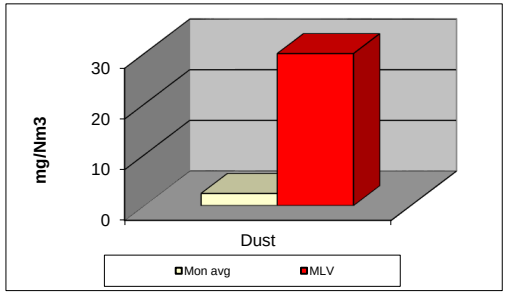

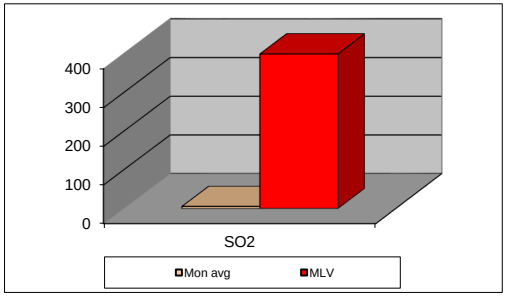

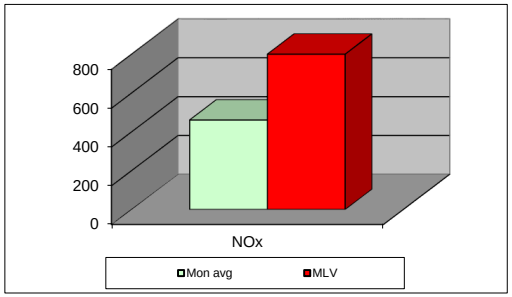

фев.24	Dust (mg/Nm^3) МДК $30mg/m^3$	МДК $30mg/m^3$	SO_2 (mg/Nm^3) МДК $400mg/m^3$	МДК $400mg/m^3$	NOx (mg/Nm^3) МДК $800mg/m^3$	МДК $800mg/m^3$	Comments
01.02.2024	0,00	30	0,00	400	0,00	800	
02.02.2024	0,00	30	0,00	400	0,00	800	
03.02.2024	0,00	30	0,00	400	0,00	800	
04.02.2024	0,00	30	0,00	400	0,00	800	
05.02.2024	0,00	30	0,00	400	0,00	800	
06.02.2024	0,00	30	0,00	400	0,00	800	
07.02.2024	0,00	30	0,00	400	0,00	800	
08.02.2024	0,00	30	0,00	400	0,00	800	
09.02.2024	0,00	30	0,00	400	0,00	800	
10.02.2024	0,00	30	0,00	400	0,00	800	
11.02.2024	3,09	30	0,89	400	499,98	800	
12.02.2024	3,40	30	2,68	400	472,11	800	
13.02.2024	3,05	30	0,00	400	379,87	800	
14.02.2024	3,29	30	0,00	400	543,01	800	
15.02.2024	3,00	30	1,30	400	438,11	800	
16.02.2024	2,91	30	4,00	400	473,98	800	
17.02.2024	2,89	30	5,05	400	488,07	800	
18.02.2024	2,77	30	5,21	400	444,72	800	
19.02.2024	2,76	30	4,73	400	447,39	800	
20.02.2024	2,73	30	4,75	400	524,95	800	
21.02.2024	2,44	30	3,89	400	515,82	800	
22.02.2024	2,00	30	6,08	400	513,84	800	
23.02.2024	1,91	30	6,72	400	471,38	800	
24.02.2024	2,01	30	6,99	400	513,35	800	
25.02.2024	2,02	30	6,62	400	364,84	800	
26.02.2024	1,87	30	6,87	400	366,06	800	
27.02.2024	1,96	30	7,96	400	468,62	800	
28.02.2024	1,62	30	11,15	400	469,66	800	
29.02.2024	1,64	30	7,28	400	434,96	800	
Average	**2,40**	**30**	**5,45**	**400**	**461,52**	**800**	

MLV: Maximum Limit Value

Explanations: The monthly average values are calculated on the half hour emissin values. Measured values of the concentrations are calculated at 10 vol. of O2
Results of the measurments are represented in Nm3 (Nm3 - T=273K, P=101,3kP, dry gas)c
Note:Rotary Kiln 3 is in oparation from 10.02.2024

MONTHLY REPORT FROM EMISSION MONITORING IN TITAN CEMENTARNICA USJE - KILN No.4

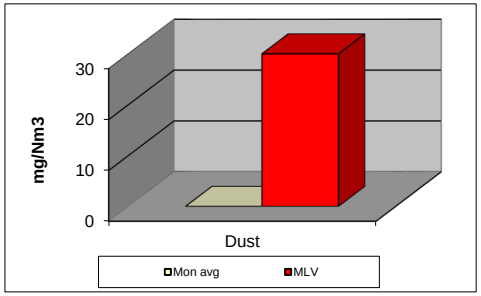

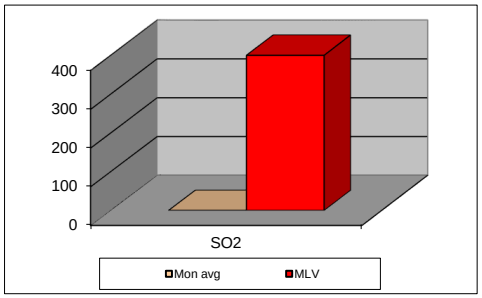

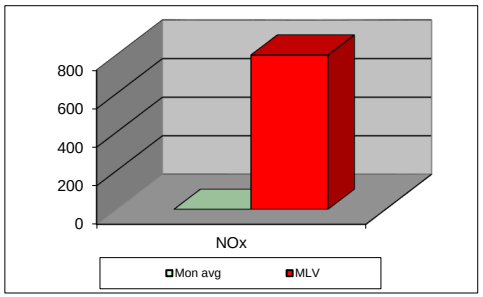

фев.24	Dust (mg/Nm^3) МДК 30mg/m^3	МДК 30mg/m^3	SO_2 (mg/Nm^3) МДК 400mg/m^3	МДК 400mg/m^3	NOx (mg/Nm^3) МДК 800mg/m^3	МДК 800mg/m^3	Comment
01.02.2024		30		400		800	
02.02.2024		30		400		800	
03.02.2024		30		400		800	
04.02.2024		30		400		800	
05.02.2024		30		400		800	
06.02.2024		30		400		800	
07.02.2024		30		400		800	
08.02.2024		30		400		800	
09.02.2024		30		400		800	
10.02.2024		30		400		800	
11.02.2024		30		400		800	
12.02.2024		30		400		800	
13.02.2024		30		400		800	
14.02.2024		30		400		800	
15.02.2024		30		400		800	
16.02.2024		30		400		800	
17.02.2024		30		400		800	
18.02.2024		30		400		800	
19.02.2024		30		400		800	
20.02.2024		30		400		800	
21.02.2024		30		400		800	
22.02.2024		30		400		800	
23.02.2024		30		400		800	
24.02.2024		30		400		800	
25.02.2024		30		400		800	
26.02.2024		30		400		800	
27.02.2024		30		400		800	
28.02.2024		30		400		800	
29.02.2024							
Average	0,00	30	0,00	400	0,00	800	

MLV: Maximum Limit Value

Explanations: The monthly average values are calculated on the half hour emissin values. Measured values of the concentrations are calculated at 10 vol. of O_2
Results of the measurments are represented in Nm3 (Nm3 - T=273K, P=102,3kP, dry gasses)
Note: Due to annual maintenance, Kiln 4 is stoped on 17.01.2024